

University of Cambridge



**Examination
Results
Statistics
1986**

Records & Statistics Section
University Registry
July 1986

UNIVERSITY EXAMINATIONS 1986

CONTENTS

	<u>Page</u>
Notes on statistical tables	1
Honours Examination Results 1960-86	2
University Tables - All candidates:	
Tripos Examinations	3
Classified Preliminary & Qualifying Examinations	6
Ordinary Examinations	7
All Examinations	8
University Tables - Men candidates:	
Tripos Examinations	9
Classified Preliminary & Qualifying Examinations	12
Ordinary Examinations	13
All Examinations	14
University Tables - Women candidates:	
Tripos Examinations	15
Classified Preliminary & Qualifying Examinations	18
Ordinary Examinations	19
All Examinations	20
College Tables - All candidates:	
Tripos Examinations	21
Classified Preliminary & Qualifying Examinations	23
Ordinary Examinations	24
All Examinations	25
College Tables - Men candidates:	
Tripos Examinations	27
Classified Preliminary & Qualifying Examinations	28
Ordinary Examinations	29
All Examinations	30
College Tables - Women candidates:	
Tripos Examinations	31
Classified Preliminary & Qualifying Examinations	32
Ordinary Examinations	33
All Examinations	34
College Tables - Unclassified Preliminary & Qualifying Examinations	35

APPENDIX

Examination code translation table

UNIVERSITY EXAMINATIONS 1986

Notes on Statistical Tables

1. The statistics include candidates for Tripos, Qualifying, Preliminary and Ordinary examinations whether undergraduates, affiliated students or graduates, and candidates for the LL.M.
2. The statistics exclude candidates who took examinations as candidates 'not for honours' (with the exceptions - Part III of the Mathematical Tripos and Ordinary examinations); candidates who have received allowances made by the Applications Committee of the Council of the Senate; and candidates for the following:-
 - (i) Diploma and Certificate examinations
 - (ii) Oral examinations in Modern Languages
 - (iii) Mus.B. examination
 - (iv) M.B. and Veterinary examinations
 - (v) Unclassified preliminary examinations (in History, Classics, Social and Political Sciences and Economics) and the Qualifying Examination in Education. These are shown on separate tables so that they shall not affect the percentages in the general tables.
3. In Part III of the Mathematical Tripos and Part II of the Production Engineering Tripos a pass with distinction has been counted as Class I, a pass as Class II, division i. This applies whether or not the candidate is a candidate for honours.
4. The class obtained in each language by candidates entered for two languages for Part I of the Modern and Medieval Languages Tripos has been counted as a half class.
5. The Heading OTHER includes (but does not differentiate):-
 - (i) Candidates who failed their examinations
 - (ii) Honours candidates who have received an allowance from the Examiners (but NOT the Council - see 2 above).

Records and Statistics Section
University Registry
July 1986

HONOURS EXAMINATIONS 1960-86†

	Class I		Class II, division (1)		Class II undivided		Class II division (2)		Class III		Other results		Total candidates
	No.	%	No.	%	No.	%	No.	%	No.	%	No.	%	
1960	444½	10.3	1,036½	24.1	173	4.0	1,524½	35.5	949½	22.1	172	4.0	4,300
1961	453½	10.5	1,060	24.5	185	4.3	1,552½	35.8	907	20.9	172	4.0	4,330
1962	424½	9.8	1,029½	23.7	181	4.2	1,563	36.0	903	20.8	238	5.5	4,339
1963	459	10.6	1,076½	24.8	154	3.6	1,544½	35.6	896	20.7	202	4.7	4,332
1964	496½	11.2	1,099	24.9	159	3.6	1,585	35.9	904½	20.4	177	4.0	4,421
1965	529	11.6	1,238½	27.1	180	3.9	1,597½	35.0	821	18.0	194	4.4	4,560
1966	646½	11.3	1,275	22.2	717*	12.5	1,755½	30.6	1,151	20.0	198	3.4	5,743
1967	730½	12.2	1,399	23.3	616	10.3	1,941	32.3	1,038	17.3	283½	4.7	6,008
1968	730½	12.0	1,369	23.0	628	10.5	1,954½	32.5	1,086	18.0	214	3.5	5,982
1969	746½	12.5	1,532	25.5	646	10.5	1,951½	32.0	962	16.0	215	3.5	6,053
1970	775½	12.6	1,666½	27.0	578	9.4	1,913½	31.0	1,000½	16.2	242	3.9	6,176
1971	806	12.6	1,668½	26.2	703	11.0	2,041	32.0	918½	14.4	240	3.8	6,377
1972	821½	13.2	1,701½	27.3	633	10.1	1,996	32.0	953	15.3	134	2.1	6,239†
1973	824	12.8	1,739	26.9	682	10.6	2,144½	33.2	919½	14.2	145	2.2	6,454
1974	818	12.4	1,696½	25.7	1,010	15.3	1,993½	30.2	917½	13.9	158½	2.4	6,594
1975	831	12.5	2,039	30.6	643	9.7	2,176	32.6	802	12.0	174	2.6	6,665
1976	866	13.1	1,935	29.3	656	9.9	2,185	33.1	808½	12.2	151½	2.3	6,602
1977	917	13.1	2,134	30.5	697	10.0	2,317	33.1	804	11.5	123	1.8	6,992
1978	918	13.1	2,201	31.5	667	9.5	2,288½	32.8	778	11.1	134½	1.9	6,987
1979	943	12.9	2,295	31.5	676	9.3	2,385½	32.7	855	11.7	135½	1.9	7,290
1980	1,002½	13.1	2,461½	32.1	676	8.8	2,532	33.1	878½	11.5	110½	1.4	7,661†
1981	1,002½	12.9	2,513½	32.4	705	9.1	2,544½	32.8	891	11.5	101½	1.3	7,758
1982	998½	12.5	2,664	33.3	715	8.9	2,597	32.5	891½	11.2	128	1.6	7,994
1983	1,029½	12.9	2,809	35.1	737	9.2	2,477½	30.9	839½	10.5	117½	1.5	8,010
1984	1,022	12.8	2,834½	35.6	704	8.8	2,469½	31.0	813½	10.2	127½	1.6	7,971
1985	1,090	13.8	2,801	35.5	752	9.5	2,399	30.4	733½	9.3	108½	1.4	7,884
1986	1,136	14.2	2,894	36.1	781	9.7	2,419	30.1	672½	8.4	124½	1.6	8,027

Notes

- (a) * The introduction of Part IA of the Natural Sciences Tripos and of the Medical Sciences Tripos in 1966 accounts for the large increase in the undivided Second Class.
- (b) † Candidates who were taking examinations as candidates 'not for honours' and candidates receiving allowances from the Applications Committee of the Council of the Senate were excluded from the 1972 statistics (and thereafter) although they had been included in previous years. Candidates for the LL.B Examination were included in 1972 for the first time. Candidates for the B.Ed. Degree were excluded from the statistics for the years 1972-79 inclusive, but, with the introduction of the Education Tripos, have been included from 1980.

EXAMINATION	CLASS I NO	CLASS I %	CLASS II(1) NO	CLASS II(1) %	CLASS II NO	CLASS II %	CLASS II(2) NO	CLASS II(2) %	CLASS III NO	CLASS III %	OTHERS NO	OTHERS %	TOTAL NO
AAT1	7.0	9.5	39.0	52.7	24.0	32.4	4.0	5.4					74.0
AAT2	4.0	15.4	16.0	61.5	6.0	23.1							26.0
AAT3	2.0	13.3	10.0	66.7	2.0	13.3	1.0	6.7					15.0
AAT4	1.0	7.1	12.0	85.7			1.0	7.1					14.0
ART0	3.0	10.0	13.0	43.3	10.0	33.3	4.0	13.3					30.0
ART1	2.0	10.0	9.0	45.0	7.0	35.0	2.0	10.0					20.0
ART2	4.0	14.8	11.0	40.7	8.0	29.6	4.0	14.8					27.0
AST1			6.0	37.5	1.0	6.3	6.0	37.5	3.0	18.8			16.0
CET1	6.0	13.6	19.0	43.2	14.0	31.8	5.0	11.4					44.0
CET2	7.0	17.5	10.0	25.0	20.0	50.0	3.0	7.5					40.0
CLT1	8.0	8.3	43.0	44.8	40.0	41.7	4.0	4.2	1.0	1.0			96.0
CLT2	10.0	14.7	31.0	45.6	22.0	32.4	5.0	7.4					68.0
CST1	12.0	13.8	30.0	34.5	27.0	31.0	14.0	16.1	4.0	4.6			87.0
ECT1	15.0	8.8	75.0	43.9	71.0	41.5	8.0	4.7	2.0	1.2			171.0
ECT2	12.0	8.4	85.0	59.4	42.0	29.4	4.0	2.8					143.0
EDT1	4.0	3.5	23.0	20.2	71.0	62.3	16.0	14.0					114.0
EGT0	47.0	15.3	99.0	32.1	100.0	32.5	48.0	15.6	14.0	4.5			308.0
EGT1	52.0	19.4	85.0	31.7	86.0	32.1	34.0	12.7	11.0	4.1			268.0
EGT2	33.0	17.1	71.0	36.8	68.0	35.2	19.0	9.8	2.0	1.0			193.0
ELT1	10.0	4.9	72.0	35.0	95.0	46.1	24.0	11.7	5.0	2.4			206.0
ELT2	36.0	17.9	98.0	48.8	58.0	28.9	6.0	3.0	3.0	1.5			201.0
EST1	18.0	23.7	29.0	38.2	21.0	27.6	5.0	6.6	3.0	3.9			76.0
GET0	6.0	5.9	41.0	40.6	49.0	48.5	3.0	3.0	2.0	2.0			101.0
GET1	6.0	6.7	40.0	44.9	42.0	47.2			1.0	1.1			89.0
GET2	7.0	8.0	43.0	49.4	36.0	41.4	1.0	1.1					87.0
HAT1			11.0	40.7	13.0	48.1	3.0	11.1					27.0
HST1	23.0	10.8	110.0	51.6	69.0	32.4	9.0	4.2	2.0	0.9			213.0
HST2	21.0	9.4	150.0	67.3	48.0	21.5	4.0	1.8					223.0
LET1	3.0	9.7	9.0	29.0	15.0	48.4	4.0	12.9					31.0

(U)

EXAMINATION	CLASS I NO %	CLASS II(1) NO %	CLASS IX NO %	CLASS II(2) NO %	CLASS III NO %	OTHERS NO %	TOTAL NO
LWM1	26.0 17.7	85.0 57.8		32.0 21.8	4.0 2.7		147.0
LWTO	17.0 7.3	123.0 53.0		81.0 34.9	9.0 3.9	2.0 0.9	232.0
LWT1	24.0 8.5	161.0 56.7		79.0 27.8	14.0 4.9	6.0 2.1	284.0
LWT2	27.0 9.8	162.0 58.9		77.0 28.0	5.0 1.8	4.0 1.5	275.0
MATO	75.0 29.9		143.0 57.0		30.0 12.0	3.0 1.2	251.0
MAT1	65.0 25.6		140.0 55.1		36.0 14.2	13.0 5.1	254.0
MAT2	49.0 26.6		116.0 63.0		17.0 9.2	2.0 1.1	184.0
MAT3	30.0 35.3	41.0 48.2				14.0 16.5	85.0
MDTO	34.0 12.5	85.0 31.3		112.0 41.2	39.0 14.3	2.0 0.7	272.0
MDT1	32.0 12.5	104.0 40.5		110.0 42.8	11.0 4.3		257.0
MDT2	4.0 3.9	31.0 30.1		63.0 61.2	5.0 4.9		103.0
MDT3		1.0 50.0		1.0 50.0			2.0
MDT4	1.0 5.6	6.0 33.3		11.0 61.1			18.0
MLT1	27.0 10.3	120.0 45.6		106.0 40.3	9.5 3.6	0.5 0.2	263.0
MLT2	15.0 8.5	99.0 55.9		57.0 32.2	5.0 2.8	1.0 0.6	177.0
MUTO		12.0 27.9		29.0 67.4	2.0 4.7		43.0
MUT1	2.0 4.5	20.0 45.5		18.0 40.9	3.0 6.8	1.0 2.3	44.0
MUT2	3.0 10.0	13.0 43.3		10.0 33.3	2.0 6.7	2.0 6.7	30.0
NSTO	106.0 17.5		382.0 63.2		108.0 17.9	8.0 1.3	604.0
NST1	104.0 18.2	147.0 25.8		240.0 42.1	74.0 13.0	5.0 0.9	570.0
NST2	99.0 18.9	202.0 38.5		186.0 35.5	34.0 6.5	3.0 0.6	524.0
NST3		5.0 35.7		7.0 50.0	2.0 14.3		14.0
NST4	3.0 10.7	16.0 57.1		7.0 25.0	2.0 7.1		28.0
OST1	7.0 25.0	5.0 17.9		12.0 42.9	4.0 14.3		28.0
OST2	4.0 22.2	8.0 44.4		5.0 27.8	1.0 5.6		18.0
PET1	1.0 3.8	13.0 50.0		9.0 34.6	3.0 11.5		26.0
PET2		26.0 96.3				1.0 3.7	27.0
PHTO	3.0 9.4	14.0 43.8		11.0 34.4	2.0 6.3	2.0 6.3	32.0
PHT1	4.0 16.0	5.0 20.0		13.0 52.0	2.0 8.0	1.0 4.0	25.0

4

EXAMINATION	CLASS I		CLASS II(1)		CLASS II		CLASS II(2)		CLASS III		OTHERS		TOTAL
	NO	%	NO	%	NO	%	NO	%	NO	%	NO	%	NO
PHT2	4.0	9.8	25.0	61.0	12.0	29.3							41.0
SPT2	4.0	6.5	32.0	51.6	21.0	33.9	4.0	6.5	1.0	1.6			62.0
TRT1	3.0	9.1	16.0	48.5	12.0	36.4	2.0	6.1					33.0
TRT2	4.0	7.8	24.0	47.1	23.0	45.1							51.0
TRT6			3.0	20.0	10.0	66.7	2.0	13.3					15.0
TOTALS	1136.0	14.2	2894.0	36.1	781.0	9.7	2419.0	30.1	672.5	8.4	124.5	1.6	8027.0

5

EXAMINATION	CLASS I NO	CLASS I %	CLASS II(1) NO	CLASS II %	CLASS II(2) NO	CLASS II(2) %	CLASS III NO	CLASS III %	OTHERS NO	OTHERS %	TOTAL NO
AAP2	2.0	6.7	14.0	46.7	11.0	36.7	3.0	10.0			30.0
AAP3	1.0	16.7	3.0	50.0	2.0	33.3					6.0
AAP4			14.0	66.7	5.0	23.8			2.0	9.5	21.0
ASP1	1.0	5.9	6.0	35.3	8.0	47.1	1.0	5.9	1.0	5.9	17.0
CSP1	9.0	15.5	11.0	19.0	28.0	48.3	9.0	15.5	1.0	1.7	58.0
GEP2	1.0	33.3			2.0	66.7					3.0
HAP1			13.0	44.8	14.0	48.3	2.0	6.9			29.0
HSP2			1.0	100.0							1.0
LEP1			8.0	27.6	20.0	69.0	1.0	3.4			29.0
MLP1			1.0	25.0	3.0	75.0					4.0
MLP2	5.0	3.9	58.0	45.3	56.0	43.8	9.0	7.0			128.0
NSP4	1.0	100.0									1.0
OSP1	4.0	16.0	11.0	44.0	6.0	24.0	3.0	12.0	1.0	4.0	25.0
PHP1			1.0	100.0							1.0
PHP2			1.0	100.0							1.0
TRP2	1.0	2.9	16.0	45.7	12.0	34.3	4.0	11.4	2.0	5.7	35.0
TOTALS	25.0	6.4	158.0	40.6	167.0	42.9	32.0	8.2	7.0	1.8	389.0

NOTE: THIS TABLE EXCLUDES UNCLASSIFIED PRELIMINARY EXAMINATIONS IN HISTORY, CLASSICS, SOCIAL & POLITICAL SCIENCES AND ECONOMICS, AND THE QUALIFYING EXAMINATION IN EDUCATION

UNIVERSITY RESULTS IN ORDINARY EXAMINATIONS 1986

EXAMINATION	CLASS I NO %	CLASS II(1) NO %	CLASS II NO %	CLASS II(2) NO %	CLASS III NO %	OTHERS NO %	TOTAL NO
EL01	1.0 50.0	1.0 50.0					2.0
NS01			1.0 100.0				1.0
TR01		1.0 50.0					1.0
TR02			1.0 50.0				2.0
TOTALS	1.0 16.7	3.0 50.0	2.0 33.3				6.0

EXAMINATION	CLASS I NO	CLASS I %	CLASS II(1) NO	CLASS II(1) %	CLASS II NO	CLASS II %	CLASS II(2) NO	CLASS II(2) %	CLASS III NO	CLASS III %	OTHERS NO	OTHERS %	TOTAL NO
ANGLO-SAXON	1.0	3.0	12.0	36.4	9.0	27.3	7.0	21.2	4.0	12.1	33.0		
ARCH./ANTH.	17.0	9.1	108.0	58.1	50.0	26.9	9.0	4.8	2.0	1.1	186.0		
ARCHITECTURE	9.0	11.7	33.0	42.9	25.0	32.5	10.0	13.0			77.0		
CHEMICAL ENGIN.	13.0	15.5	29.0	34.5	34.0	40.5	8.0	9.5			84.0		
CLASSICS	18.0	11.0	74.0	45.1	62.0	37.8	9.0	5.5	1.0	0.6	164.0		
COMPUTER SCI.	21.0	14.5	41.0	28.3	55.0	37.9	23.0	15.9	5.0	3.4	145.0		
ECONOMICS	27.0	8.6	160.0	51.0	113.0	36.0	12.0	3.8	2.0	0.6	314.0		
ENGINEERING	132.0	17.2	255.0	33.2	254.0	33.0	101.0	13.1	27.0	3.5	769.0		
ELECTRICAL SCI.	18.0	23.7	29.0	38.2	21.0	27.6	5.0	6.6	3.0	3.9	76.0		
EDUCATION	4.0	3.5	23.0	20.2	71.0	62.3	16.0	14.0			114.0		
ENGLISH	47.0	11.5	170.0	41.6	1.0	0.2	153.0	37.4	30.0	7.3	409.0		
GEOGRAPHY	20.0	7.1	124.0	44.3	129.0	46.1	4.0	1.4	3.0	1.1	280.0		
HISTORY OF ART			24.0	42.9	27.0	48.2	5.0	8.9			56.0		
HISTORY	44.0	10.1	261.0	59.7	117.0	26.8	13.0	3.0	2.0	0.5	437.0		
LAND ECONOMY	3.0	5.0	17.0	28.3	35.0	58.3	5.0	8.3			60.0		
LAW	94.0	10.0	531.0	56.6	269.0	28.7	32.0	3.4	12.0	1.3	938.0		
MATHEMATICS	219.0	28.3	41.0	5.3	399.0	51.6	83.0	10.7	32.0	4.1	774.0		
MEDICAL SCI.	71.0	10.9	227.0	34.8	297.0	45.6	55.0	8.4	2.0	0.3	652.0		
MOD./MED. LANGS.	47.0	8.2	278.0	48.6	222.0	38.8	23.5	4.1	1.5	0.3	572.0		
MUSIC	5.0	4.3	45.0	38.5	57.0	48.7	7.0	6.0	3.0	2.6	117.0		
NATURAL SCI.	313.0	18.0	370.0	21.2	382.0	21.9	440.0	25.3	221.0	12.7	16.0	0.9	1742.0
ORIENTAL STUDIES	15.0	21.1	24.0	33.8	23.0	32.4	8.0	11.3	1.0	1.4	71.0		
PRODUCTION ENGIN	1.0	1.9	39.0	73.6	9.0	17.0	3.0	5.7	1.0	1.9	53.0		
PHILOSOPHY	11.0	11.0	46.0	46.0	36.0	36.0	4.0	4.0	3.0	3.0	100.0		
SOC./POL. SCI.	4.0	6.5	32.0	51.6	21.0	33.9	4.0	6.5	1.0	1.6	62.0		
THEOLOGY	8.0	5.8	59.0	43.1	2.0	1.5	57.0	41.6	9.0	6.6	2.0	1.5	137.0
TOTALS	1162.0	13.8	3052.0	36.2	784.0	9.3	2586.0	30.7	706.5	8.4	131.5	1.6	8422.0

NOTE: THIS TABLE EXCLUDES UNCLASSIFIED PRELIMINARY EXAMINATIONS IN HISTORY, CLASSICS, SOCIAL & POLITICAL SCIENCES AND ECONOMICS, AND THE QUALIFYING EXAMINATION IN EDUCATION

UNIVERSITY RESULTS IN TRIPOS EXAMINATIONS 1986

EXAMINATION	CLASS I NO %	CLASS II(1) NO %	CLASS II NO %	CLASS II(2) NO %	CLASS III NO %	OTHERS NO %	TOTAL NO
AAT1	3.0 10.7	18.0 64.3	6.0 21.4	1.0 3.6			28.0
AAT2	1.0 14.3	4.0 57.1	2.0 28.6				7.0
AAT3		6.0 75.0	1.0 12.5	1.0 12.5			8.0
AAT4	1.0 20.0	4.0 80.0					5.0
ART0	3.0 14.3	9.0 42.9	6.0 28.6	3.0 14.3			21.0
ART1	2.0 13.3	9.0 60.0	3.0 20.0	1.0 6.7			15.0
ART2	3.0 17.6	10.0 58.8	2.0 11.8	2.0 11.8			17.0
AST1		4.0 50.0	3.0 37.5	1.0 12.5			8.0
CET1	6.0 14.6	18.0 43.9	13.0 31.7	4.0 9.8			41.0
CET2	6.0 16.7	9.0 25.0	18.0 50.0	3.0 8.3			36.0
CLT1	5.0 9.3	22.0 40.7	24.0 44.4	3.0 5.6			54.0
CLT2	6.0 14.0	19.0 44.2	14.0 32.6	4.0 9.3			43.0
CST1	12.0 14.3	29.0 34.5	26.0 31.0	13.0 15.5	4.0 4.8		84.0
ECT1	13.0 10.2	58.0 45.7	51.0 40.2	4.0 3.1	1.0 0.8		127.0
ECT2	12.0 10.4	64.0 55.7	36.0 31.3	3.0 2.6			115.0
EDT1	1.0 7.1	2.0 14.3	9.0 64.3	2.0 14.3			14.0
EGT0	47.0 17.2	91.0 33.2	89.0 32.5	37.0 13.5	10.0 3.6		274.0
EGT1	51.0 21.3	77.0 32.2	72.0 30.1	29.0 12.1	10.0 4.2		239.0
EGT2	28.0 17.5	60.0 37.5	54.0 33.8	16.0 10.0	2.0 1.3		160.0
ELT1	6.0 7.9	31.0 40.8	28.0 36.8	9.0 11.8	2.0 2.6		76.0
ELT2	22.0 22.0	51.0 51.0	21.0 21.0	5.0 5.0	1.0 1.0		100.0
EST1	17.0 24.3	28.0 40.0	18.0 25.7	5.0 7.1	2.0 2.9		70.0
GET0	6.0 11.3	23.0 43.4	21.0 39.6	2.0 3.8	1.0 1.9		53.0
GET1	4.0 8.3	22.0 45.8	21.0 43.8	1.0 2.1			48.0
GET2	7.0 14.9	23.0 48.9	17.0 36.2				47.0
HAT1		5.0 38.5	6.0 46.2	2.0 15.4			13.0
HST1	21.0 15.7	73.0 54.5	34.0 25.4	4.0 3.0	2.0 1.5		134.0
HST2	18.0 12.5	96.0 66.7	27.0 18.8	3.0 2.1			144.0
LET1	1.0 5.0	5.0 25.0	11.0 55.0	3.0 15.0			20.0

UNIVERSITY RESULTS IN TRIPOS EXAMINATIONS 1986

EXAMINATION	CLASS I NO	CLASS II(1) NO	CLASS II NO	CLASS II(2) NO	CLASS III NO	OTHERS NO	TOTAL NO
LWM1	19.0	55.0	119.0	20.0	4.0		98.0
LWT0	11.0	67.0	119.0	42.0	3.0	1.0	124.0
LWT1	21.0	92.0	93.0	41.0	10.0	4.0	168.0
LWT2	18.0	93.0	93.0	50.0	3.0	2.0	166.0
NATO	66.0	32.4	119.0		18.0	1.0	204.0
MAT1	62.0	28.2	119.0		28.0	11.0	220.0
MAT2	45.0	29.2	93.0		14.0	2.0	154.0
MAT3	29.0	35.8	38.0			14.0	81.0
MDT0	22.0	14.0	51.0	63.0	21.0		157.0
MDT1	19.0	13.2	62.0	55.0	8.0		144.0
MDT2	2.0	3.4	14.0	39.0	4.0		59.0
MDT3			1.0				1.0
MDT4			3.0	4.0			7.0
MLT1	12.5	13.0	43.0	37.5	2.5	0.5	96.0
MLT2	9.0	12.7	41.0	21.0			71.0
MUT0			11.0	19.0	1.0		31.0
MUT1	2.0	8.0	13.0	7.0	2.0	1.0	25.0
MUT2	3.0	13.0	10.0	6.0	2.0	2.0	23.0
NST0	83.0	19.2	266.0		78.0	5.0	432.0
NST1	85.0	20.7	99.0	165.0	57.0	5.0	411.0
NST2	82.0	22.0	143.0	124.0	21.0	3.0	373.0
NST3			4.0	5.0	2.0		11.0
NST4	3.0	14.3	12.0	5.0	1.0		21.0
OST1	5.0	29.4	4.0	5.0	3.0		17.0
OST2	3.0	23.1	6.0	3.0	1.0		13.0
PET1	1.0	4.3	10.0	9.0	3.0		23.0
PET2			25.0				25.0
PHT0	3.0	16.7	10.0	3.0	16.7	2.0	18.0
PHT1	4.0	26.7	4.0	5.0	33.3	1.0	15.0

EXAMINATION	CLASS I		CLASS II(1)		CLASS II		CLASS II(2)		CLASS III		OTHERS		TOTAL	
	NO	%	NO	%	NO	%	NO	%	NO	%	NO	%	NO	%
PHT2	4.0	12.1	21.0	63.6			8.0	24.2						33.0
SPT2	1.0	3.1	17.0	53.1			12.0	37.5	2.0	6.3				32.0
TRT1	2.0	8.3	12.0	50.0			9.0	37.5	1.0	4.2				24.0
TRT2	3.0	8.3	16.0	44.4			17.0	47.2						36.0
TRT6			2.0	20.0			7.0	70.0	1.0	10.0				10.0
TOTALS	921.5	17.3	1849.0	34.7	597.0	11.2	1411.5	26.5	453.5	8.5	91.5	1.7		5324.0

EXAMINATION	CLASS I NO	CLASS I %	CLASS II(1) NO	CLASS II %	CLASS II(2) NO	CLASS. III NO	CLASS. III %	OTHERS NO	OTHERS %	TOTAL NO
AAP2	2.0	11.8	7.0	41.2	5.0	3.0	17.6			17.0
AAP4			8.0	72.7	2.0			1.0	9.1	11.0
ASP1			6.0	60.0	3.0	1.0	10.0			10.0
CSP1	9.0	17.3	11.0	21.2	25.0	6.0	11.5	1.0	1.9	52.0
GEP2					1.0					1.0
HAP1			6.0	42.9	7.0	1.0	7.1			14.0
HSP2			1.0	100.0						1.0
LEP1			4.0	22.2	13.0	1.0	5.6			18.0
MLP1			1.0	25.0	3.0					4.0
MLP2	4.0	8.3	21.0	43.8	17.0	6.0	12.5			48.0
NSP4	1.0	100.0								1.0
OSP1	1.0	10.0	6.0	60.0	1.0	2.0	20.0			10.0
PHP1			1.0	100.0						1.0
PHP2			1.0	100.0						1.0
TRP2	1.0	4.5	10.0	45.5	6.0	3.0	13.6	2.0	9.1	22.0
TOTALS	18.0	8.5	83.0	39.3	83.0	23.0	10.9	4.0	1.9	211.0

NOTE: THIS TABLE EXCLUDES UNCLASSIFIED PRELIMINARY EXAMINATIONS IN HISTORY, CLASSICS, SOCIAL & POLITICAL SCIENCES AND ECONOMICS AND THE QUALIFYING EXAMINATION IN EDUCATION

EXAMINATION	CLASS I		CLASS II(1)		CLASS II		CLASS II(2)		CLASS III		OTHERS		TOTAL NO
	NO	%	NO	%	NO	%	NO	%	NO	%	NO	%	
EL01	1.0	50.0			1.0	50.0							2.0
NS01									1.0	100.0			1.0
TOTALS	1.0	33.3			1.0	33.3			1.0	33.3			3.0

EXAMINATION	CLASS I NO %	CLASS II(1) NO %	CLASS II NO %	CLASS II(2) NO %	CLASS III NO %	OTHERS NO %	TOTAL NO
ANGLO-SAXON	10.0 55.6	3.0 16.7	4.0 22.2	1.0 5.6	18.0		
ARCH./ANTH.	7.0 9.2	47.0 61.8	16.0 21.1	5.0 6.6	1.0 1.3	76.0	
ARCHITECTURE	8.0 15.1	28.0 52.8	11.0 20.8	6.0 11.3	53.0		
CHEMICAL ENGIN.	12.0 15.6	27.0 35.1	31.0 40.3	7.0 9.1	77.0		
CLASSICS	11.0 11.3	41.0 42.3	38.0 39.2	7.0 7.2	97.0		
COMPUTER SCI.	21.0 15.4	40.0 29.4	51.0 37.5	19.0 14.0	5.0 3.7	136.0	
ECONOMICS	25.0 10.3	122.0 50.4	87.0 36.0	7.0 2.9	1.0 0.4	242.0	
ENGINEERING	126.0 18.7	228.0 33.9	215.0 31.9	82.0 12.2	22.0 3.3	673.0	
ELECTRICAL SCI.	17.0 24.3	28.0 40.0	18.0 25.7	5.0 7.1	2.0 2.9	70.0	
EDUCATION	1.0 7.1	2.0 14.3	9.0 64.3	2.0 14.3	14.0		
ENGLISH	29.0 16.3	82.0 46.1	1.0 0.6	49.0 27.5	14.0 7.9	3.0 1.7	178.0
GEOGRAPHY	17.0 11.4	68.0 45.6	60.0 40.3	2.0 1.3	2.0 1.3	149.0	
HISTORY OF ART	11.0 40.7	13.0 48.1	3.0 11.1	27.0			
HISTORY	39.0 14.0	170.0 60.9	61.0 21.9	7.0 2.5	2.0 0.7	279.0	
LAND ECONOMY	1.0 2.6	9.0 23.7	24.0 63.2	4.0 10.5	38.0		
LAW	69.0 12.4	307.0 55.2	153.0 27.5	20.0 3.6	7.0 1.3	556.0	
MATHEMATICS	202.0 30.7	38.0 5.8	331.0 50.2	60.0 9.1	28.0 4.2	659.0	
MEDICAL SCI.	43.0 11.7	131.0 35.6	161.0 43.8	33.0 9.0	368.0		
MOD./MED. LANGS.	25.5 11.6	106.0 48.4	78.5 35.8	8.5 3.9	0.5 0.2	219.0	
MUSIC	5.0 6.3	34.0 43.0	32.0 40.5	5.0 6.3	3.0 3.8	79.0	
NATURAL SCI.	254.0 20.3	258.0 20.6	266.0 21.3	299.0 23.9	160.0 12.8	13.0 1.0	1250.0
ORIENTAL STUDIES	9.0 22.5	16.0 40.0	9.0 22.5	6.0 15.0	40.0		
PRODUCTION ENGIN	1.0 2.1	35.0 72.9	9.0 18.8	3.0 6.3	48.0		
PHILOSOPHY	11.0 16.2	37.0 54.4	16.0 23.5	1.0 1.5	3.0 4.4	68.0	
SOC./POL. SCI.	1.0 3.1	17.0 53.1	12.0 37.5	2.0 6.3	32.0		
THEOLOGY	6.0 6.5	40.0 43.5	39.0 42.4	5.0 5.4	2.0 2.2	92.0	
TOTALS	940.5 17.0	1932.0 34.9	598.0 10.8	1494.5 27.0	477.5 8.6	95.5 1.7	5538.0

NOTE: THIS TABLE EXCLUDES UNCLASSIFIED PRELIMINARY EXAMINATIONS IN HISTORY, CLASSICS, SOCIAL & POLITICAL SCIENCES AND ECONOMICS AND THE QUALIFYING EXAMINATION IN EDUCATION

EXAMINATION	CLASS I NO	CLASS I %	CLASS II(1) NO	CLASS II %	CLASS II(2) NO	CLASS II(2) %	CLASS III NO	CLASS III %	OTHERS NO	OTHERS %	TOTAL NO
AAT1	4.0	8.7	21.0	45.7	18.0	39.1	3.0	6.5			46.0
AAT2	3.0	15.8	12.0	63.2	4.0	21.1					19.0
AAT3	2.0	28.6	4.0	57.1	1.0	14.3					7.0
AAT4			8.0	88.9			1.0	11.1			9.0
ART0			4.0	44.4			1.0	11.1			9.0
ART1					4.0	80.0	1.0	20.0			5.0
ART2	1.0	10.0	1.0	10.0	6.0	60.0	2.0	20.0			10.0
AST1			2.0	25.0	1.0	12.5	3.0	37.5	2.0	25.0	8.0
CET1			1.0	33.3	1.0	33.3	1.0	33.3			3.0
CET2	1.0	25.0	1.0	25.0	2.0	50.0					4.0
CLT1	3.0	7.1	21.0	50.0	16.0	38.1	1.0	2.4	1.0	2.4	42.0
CLT2	4.0	16.0	12.0	48.0	8.0	32.0	1.0	4.0			25.0
CST1			1.0	33.3	1.0	33.3	1.0	33.3			3.0
ECT1	2.0	4.5	17.0	38.6	20.0	45.5	4.0	9.1	1.0	2.3	44.0
ECT2			21.0	75.0	6.0	21.4	1.0	3.6			28.0
EDT1	3.0	3.0	21.0	21.0	62.0	62.0	14.0	14.0			100.0
EGT0			8.0	23.5	11.0	32.4	11.0	32.4	4.0	11.8	34.0
EGT1	1.0	3.4	8.0	27.6	14.0	48.3	5.0	17.2	1.0	3.4	29.0
EGT2	5.0	15.2	11.0	33.3	14.0	42.4	3.0	9.1			33.0
ELT1	4.0	3.1	41.0	31.5	67.0	51.5	15.0	11.5	3.0	2.3	130.0
ELT2	14.0	13.9	47.0	46.5	37.0	36.6	1.0	1.0	2.0	2.0	101.0
EST1	1.0	16.7	1.0	16.7	3.0	50.0			1.0	16.7	6.0
GET0			18.0	37.5	28.0	58.3	1.0	2.1	1.0	2.1	48.0
GET1	2.0	4.9	18.0	43.9	21.0	51.2					41.0
GET2			20.0	50.0	19.0	47.5	1.0	2.5			40.0
HAT1			6.0	42.9	7.0	50.0	1.0	7.1			14.0
HST1	2.0	2.5	37.0	46.8	35.0	44.3	5.0	6.3			79.0
HST2	3.0	3.8	54.0	68.4	21.0	26.6	1.0	1.3			79.0
LET1	2.0	18.2	4.0	36.4	4.0	36.4	1.0	9.1			11.0

EXAMINATION	CLASS I NO	CLASS I %	CLASS II(1) NO	CLASS II %	CLASS II(2) NO	CLASS II(2) %	CLASS III NO	CLASS III %	OTHERS NO	OTHERS %	TOTAL NO
LWM1	7.0	14.3	30.0	61.2	12.0	24.5					49.0
LWTO	6.0	5.6	56.0	51.9	39.0	36.1	6.0	5.6	1.0	0.9	108.0
LWT1	3.0	2.6	69.0	59.5	38.0	32.8	4.0	3.4	2.0	1.7	116.0
LWT2	9.0	8.3	69.0	63.3	27.0	24.8	2.0	1.8	2.0	1.8	109.0
MATO	9.0	19.1			24.0	51.1	12.0	25.5	2.0	4.3	47.0
MAT1	3.0	8.8			21.0	61.8	8.0	23.5	2.0	5.9	34.0
MAT2	4.0	13.3			23.0	76.7	3.0	10.0			30.0
MAT3	1.0	25.0	3.0	75.0							4.0
MDTO	12.0	10.4	34.0	29.6	49.0	42.6	18.0	15.7	2.0	1.7	115.0
MDT1	13.0	11.5	42.0	37.2	55.0	48.7	3.0	2.7			113.0
MDT2	2.0	4.5	17.0	38.6	24.0	54.5	1.0	2.3			44.0
MDT3			1.0	100.0							1.0
MDT4	1.0	9.1	3.0	27.3	7.0	63.6					11.0
MLT1	14.5	8.7	77.0	46.1	68.5	41.0	7.0	4.2			167.0
MLT2	6.0	5.7	58.0	54.7	36.0	34.0	5.0	4.7	1.0	0.9	106.0
MUTO			1.0	8.3	10.0	83.3	1.0	8.3			12.0
MUT1			7.0	36.8	11.0	57.9	1.0	5.3			19.0
MUT2			3.0	42.9	4.0	57.1					7.0
NSTO	23.0	13.4			116.0	67.4	30.0	17.4	3.0	1.7	172.0
NST1	19.0	11.9	48.0	30.2	75.0	47.2	17.0	10.7			159.0
NST2	17.0	11.3	59.0	39.1	62.0	41.1	13.0	8.6			151.0
NST3			1.0	33.3	2.0	66.7					3.0
NST4			4.0	57.1	2.0	28.6	1.0	14.3			7.0
OST1	2.0	18.2	1.0	9.1	7.0	63.6	1.0	9.1			11.0
OST2	1.0	20.0	2.0	40.0	2.0	40.0					5.0
PET1			3.0	100.0							3.0
PET2			1.0	50.0					1.0	50.0	2.0
PHTO			4.0	28.6	8.0	57.1	2.0	14.3			14.0
PHT1			1.0	10.0	8.0	80.0	1.0	10.0			10.0

EXAMINATION	CLASS I		CLASS II(1)		CLASS II		CLASS II(2)		CLASS III		OTHERS		TOTAL	
	NO	%	NO	%	NO	%	NO	%	NO	%	NO	%	NO	%
PHT2			4.0	50.0			4.0	50.0						8.0
SPT2	3.0	10.0	15.0	50.0			9.0	30.0	2.0	6.7	1.0	3.3		30.0
TRT1	1.0	11.1	4.0	44.4			3.0	33.3	1.0	11.1				9.0
TRT2	1.0	6.7	8.0	53.3			6.0	40.0						15.0
TRT6			1.0	20.0			3.0	60.0	1.0	20.0				5.0
TOTALS	214.5	7.9	1045.0	38.7	184.0	6.8	1007.5	37.3	219.0	8.1	33.0	1.2		2703.0

EXAMINATION	CLASS I NO	CLASS I %	CLASS II(1) NO	CLASS II %	CLASS II(2) NO	CLASS II %	CLASS III NO	CLASS III %	OTHERS NO	OTHERS %	TOTAL NO
AAP2			7.0	53.8	6.0	46.2					13.0
AAP3	1.0	16.7	3.0	50.0	2.0	33.3					6.0
AAP4			6.0	60.0	3.0	30.0			1.0	10.0	10.0
ASP1	1.0	14.3			5.0	71.4			1.0	14.3	7.0
CSP1					3.0	50.0	3.0	50.0			6.0
GEP2	1.0	50.0			1.0	50.0					2.0
HAP1			7.0	46.7	7.0	46.7	1.0	6.7			15.0
HSP2											0.0
LEP1			4.0	36.4	7.0	63.6					11.0
MLP1											0.0
MLP2	1.0	1.3	37.0	46.3	39.0	48.8	3.0	3.8			80.0
OSP1	3.0	20.0	5.0	33.3	5.0	33.3	1.0	6.7	1.0	6.7	15.0
TRP2			6.0	46.2	6.0	46.2	1.0	7.7			13.0
TOTALS	7.0	3.9	75.0	42.1	84.0	47.2	9.0	5.1	3.0	1.7	178.0

NOTE: THIS TABLE EXCLUDES UNCLASSIFIED PRELIMINARY EXAMINATIONS IN HISTORY, CLASSICS, SOCIAL & POLITICAL SCIENCES AND ECONOMICS, AND THE QUALIFYING EXAMINATION IN EDUCATION

EXAMINATION	CLASS I		CLASS II(1)		CLASS II		CLASS II(2)		CLASS III		OTHERS		TOTAL NO
	NO	%	NO	%	NO	%	NO	%	NO	%	NO	%	
TR01					1.0	100.0							1.0
TR02					1.0	50.0			1.0	50.0			2.0
TOTALS					2.0	66.7			1.0	33.3			3.0

EXAMINATION	CLASS I NO	CLASS I %	CLASS II(1) NO	CLASS II %	CLASS II(2) NO	CLASS II(2) %	CLASS III NO	CLASS III %	OTHERS NO	OTHERS %	TOTAL NO
ANGLO-SAXON	1.0	6.7	2.0	13.3	6.0	40.0	3.0	20.0	3.0	20.0	15.0
ARCH./ANTH.	10.0	9.1	61.0	55.5	34.0	30.9	4.0	3.6	1.0	0.9	110.0
ARCHITECTURE	1.0	4.2	5.0	20.8	14.0	58.3	4.0	16.7			24.0
CHEMICAL ENGIN.	1.0	14.3	2.0	28.6	3.0	42.9	1.0	14.3			7.0
CLASSICS	7.0	10.4	33.0	49.3	24.0	35.8	2.0	3.0	1.0	1.5	67.0
COMPUTER SCI.			1.0	11.1	4.0	44.4	4.0	44.4			9.0
ECONOMICS	2.0	2.8	38.0	52.8	26.0	36.1	5.0	6.9	1.0	1.4	72.0
ENGINEERING	6.0	6.3	27.0	28.1	39.0	40.6	19.0	19.8	5.0	5.2	96.0
ELECTRICAL SCI.	1.0	16.7	1.0	16.7	3.0	50.0			1.0	16.7	6.0
EDUCATION	3.0	3.0	21.0	21.0	62.0	62.0	14.0	14.0			100.0
ENGLISH	18.0	7.8	88.0	38.1	104.0	45.0	16.0	6.9	5.0	2.2	231.0
GEOGRAPHY	3.0	2.3	56.0	42.7	69.0	52.7	2.0	1.5	1.0	0.8	131.0
HISTORY OF ART			13.0	44.8	14.0	48.3	2.0	6.9			29.0
HISTORY	5.0	3.2	91.0	57.6	56.0	35.4	6.0	3.8			158.0
LAND ECONOMY	2.0	9.1	8.0	36.4	11.0	50.0	1.0	4.5			22.0
LAW	25.0	6.5	224.0	58.6	116.0	30.4	12.0	3.1	5.0	1.3	382.0
MATHEMATICS	17.0	14.8	3.0	2.6	68.0	59.1	23.0	20.0	4.0	3.5	115.0
MEDICAL SCI.	28.0	9.9	96.0	33.8	136.0	47.9	22.0	7.7	2.0	0.7	284.0
MOD./MED. LANGS.	21.5	6.1	172.0	48.7	143.5	40.7	15.0	4.2	1.0	0.3	353.0
MUSIC			11.0	28.9	25.0	65.8	2.0	5.3			38.0
NATURAL SCI.	59.0	12.0	112.0	22.8	116.0	23.6	61.0	12.4	3.0	0.6	492.0
ORIENTAL STUDIES	6.0	19.4	8.0	25.8	14.0	45.2	2.0	6.5	1.0	3.2	31.0
PRODUCTION ENGIN			4.0	80.0					1.0	20.0	5.0
PHILOSOPHY			9.0	28.1	20.0	62.5	3.0	9.4			32.0
SOC./POL. SCI.	3.0	10.0	15.0	50.0	9.0	30.0	2.0	6.7	1.0	3.3	30.0
THEOLOGY	2.0	4.4	19.0	42.2	18.0	40.0	4.0	8.9			45.0
TOTALS	221.5	7.7	1120.0	38.8	186.0	6.4	1091.5	37.8	229.0	7.9	2884.0

NOTE: THIS TABLE EXCLUDES UNCLASSIFIED PRELIMINARY EXAMINATIONS IN HISTORY,
CLASSICS, SOCIAL & POLITICAL SCIENCES AND ECONOMICS,
AND THE QUALIFYING EXAMINATION IN EDUCATION.

COLLEGE	CLASS I NO	%	CLASS II(1) NO	%	CLASS II NO	%	CLASS II(2) NO	%	CLASS III NO	%	OTHERS NO	%	TOTAL NO
CHRIST'S	68.0	21.2	120.0	37.4	32.0	10.0	78.0	24.3	18.0	5.6	5.0	1.6	321.0
CHURCHILL	68.0	18.9	105.0	29.2	55.0	15.3	95.0	26.4	29.0	8.1	8.0	2.2	360.0
CLARE	66.0	20.2	127.5	39.1	31.0	9.5	80.5	24.7	17.0	5.2	4.0	1.2	326.0
CLARE HALL	1.0	33.3	1.0	33.3							1.0	33.3	3.0
CORPUS CHRISTI	27.0	13.8	79.0	40.3	19.0	9.7	52.0	26.5	16.0	8.2	3.0	1.5	196.0
DARWIN	1.0	20.0	3.0	60.0			1.0	20.0					5.0
DOWNING	49.5	15.2	117.0	35.9	27.0	8.3	104.5	32.1	21.0	6.4	7.0	2.1	326.0
EMMANUEL	62.5	17.6	142.5	40.1	26.0	7.3	97.0	27.3	20.0	5.6	7.0	2.0	355.0
FITZWILLIAM	36.0	10.6	135.0	39.7	29.0	8.5	106.5	31.3	29.5	8.7	4.0	1.2	340.0
GIRTON	27.0	6.7	153.5	38.3	36.0	9.0	133.5	33.3	44.0	11.0	7.0	1.7	401.0
GONVILLE & CAIUS	60.0	15.5	138.0	35.6	36.0	9.3	119.0	30.7	30.0	7.7	5.0	1.3	388.0
HOMERTON	3.0	2.7	22.0	19.8			70.0	63.1	16.0	14.4			111.0
HUGHES HALL	1.0	7.1	4.0	28.6			7.0	50.0	2.0	14.3			14.0
JESUS	42.0	12.2	139.5	40.6	32.0	9.3	101.5	29.5	27.0	7.8	2.0	0.6	344.0
KING'S	49.0	17.2	118.0	41.4	34.0	11.9	67.0	23.5	14.0	4.9	3.0	1.1	285.0
LUCY CAVENDISH	7.0	17.9	14.0	35.9			13.0	33.3	4.0	10.3	1.0	2.6	39.0
MAGDALENE	21.5	8.0	85.0	31.7	29.0	10.8	89.5	33.4	35.0	13.1	8.0	3.0	268.0
NEW HALL	9.0	4.1	67.5	30.4	19.0	8.6	95.0	42.8	29.5	13.3	2.0	0.9	222.0
NEWNHAM	23.0	7.3	111.0	35.5	33.0	10.5	122.0	39.0	22.0	7.0	2.0	0.6	313.0
PEMBROKE	42.0	14.8	93.5	32.9	25.0	8.8	86.0	30.3	31.5	11.1	6.0	2.1	284.0
PETERHOUSE	30.5	17.0	62.0	34.6	15.0	8.4	43.5	24.3	26.0	14.5	2.0	1.1	179.0
QUEENS'	78.0	19.9	149.5	38.1	41.0	10.5	97.5	24.9	23.0	5.9	3.0	0.8	392.0
ROBINSON	28.5	9.5	100.5	33.5	29.0	9.7	109.5	36.5	27.5	9.2	5.0	1.7	300.0
ST CATHARINE'S	29.0	9.3	108.5	34.9	38.0	12.2	110.5	35.5	22.0	7.1	3.0	1.0	311.0
ST EDMUNDS HOUSE	1.0	6.7	6.0	40.0			6.0	40.0	1.0	6.7	1.0	6.7	15.0
ST JOHN'S	64.5	13.8	170.0	36.5	53.0	11.4	144.0	30.9	26.5	5.7	8.0	1.7	466.0
SELWYN	17.0	6.0	92.5	32.6	24.0	8.5	102.5	36.1	44.0	15.5	4.0	1.4	284.0
SIDNEY SUSSEX	33.0	12.1	123.5	45.2	24.0	8.8	66.0	24.2	20.5	7.5	6.0	2.2	273.0
TRINITY	123.5	21.3	183.0	31.6	66.0	11.4	136.5	23.5	58.5	10.1	12.5	2.2	580.0

21

COLLEGE	CLASS I NO	CLASS I %	CLASS II(1) NO	CLASS II %	CLASS II(2) NO	CLASS II(2) %	CLASS III NO	CLASS III %	OTHERS NO	OTHERS %	TOTAL NO		
TRINITY HALL	65.5	23.1	102.5	36.1	28.0	9.9	69.0	24.3	16.0	5.6	3.0	1.1	284.0
WOLFSON	2.0	4.8	20.0	47.6			16.0	38.1	2.0	4.8	2.0	4.8	42.0
TOTALS	1136.0	14.2	2894.0	36.1	781.0	9.7	2419.0	30.1	672.5	8.4	124.5	1.6	8027.0

COLLEGE	CLASS I NO %	CLASS II(1) NO %	CLASS II NO %	CLASS II(2) NO %	CLASS III NO %	OTHERS NO %	TOTAL NO
CHRIST'S	7.0 63.6	4.0 36.4					11.0
CHURCHILL	3.0 15.8	6.0 31.6	2.0 10.5	1.0 5.3			19.0
CLARE	1.0 9.1	7.0 63.6	3.0 27.3				11.0
CORPUS CHRISTI	4.0 44.4	5.0 55.6					9.0
DOWNING	3.0 25.0	7.0 58.3	2.0 16.7				12.0
EMMANUEL	9.0 81.8	2.0 18.2					11.0
FITZWILLIAM	1.0 4.8	3.0 14.3	14.0 66.7	2.0 9.5	1.0 4.8		21.0
GIRTON	8.0 36.4	13.0 59.1	1.0 4.5				22.0
GONVILLE & CAIUS	1.0 11.1	3.0 33.3	4.0 44.4	1.0 11.1			9.0
JESUS	4.0 36.4	6.0 54.5	1.0 9.1				11.0
KING'S	1.0 5.0	12.0 60.0	3.0 15.0				20.0
LUCY CAVENDISH	3.0 42.9	3.0 42.9	1.0 14.3				7.0
MAGDALENE	1.0 4.8	6.0 28.6	10.0 47.6	3.0 14.3	1.0 4.8		21.0
NEW HALL	8.0 40.0	8.0 40.0	1.0 5.0				20.0
NEWNHAM	1.0 5.0	8.0 40.0	9.0 45.0	2.0 10.0			20.0
PEMBROKE	1.0 7.1	4.0 28.6	6.0 42.9	3.0 21.4			14.0
PETERHOUSE	3.0 42.9	3.0 42.9	1.0 14.3				7.0
QUEENS'	1.0 10.0	3.0 30.0	6.0 60.0				10.0
ROBINSON	1.0 7.1	4.0 28.6	8.0 57.1	1.0 7.1			14.0
ST CATHARINE'S	1.0 7.1	6.0 42.9	5.0 35.7	2.0 14.3			14.0
ST EDMUNDS HOUSE	1.0 100.0						1.0
ST JOHN'S	3.0 11.1	15.0 55.6	8.0 29.6	1.0 3.7			27.0
SELWYN	1.0 4.2	8.0 33.3	10.0 41.7	5.0 20.8			24.0
SIDNEY SUSSEX	1.0 11.1	8.0 88.9					9.0
TRINITY	2.0 7.1	10.0 35.7	14.0 50.0	2.0 7.1			28.0
TRINITY HALL	3.0 30.0	3.0 30.0	1.0 10.0				10.0
WOLFSON	1.0 14.3	3.0 42.9					7.0
TOTALS	25.0 6.4	158.0 40.6	167.0 42.9	32.0 8.2	7.0 1.8		389.0

NOTE: THIS TABLE EXCLUDES UNCLASSIFIED PRELIMINARY EXAMINATIONS IN HISTORY, CLASSICS, SOCIAL & POLITICAL SCIENCES AND ECONOMICS.

COLLEGE	CLASS I NO %	CLASS II(1) NO %	CLASS II NO %	CLASS II(2) NO %	CLASS III NO %	OTHERS NO %	TOTAL NO
CHRIST'S					1.0 100.0		1.0
GONVILLE & CAIUS			1.0 100.0				1.0
NEW HALL			1.0 100.0				1.0
PETERHOUSE			1.0 100.0				1.0
ST CATHARINE'S					1.0 100.0		1.0
TRINITY	1.0 100.0						1.0
TOTALS	1.0 16.7		3.0 50.0		2.0 33.3		6.0

COLLEGE	CLASS I NO %	CLASS II(1) NO %	CLASS II NO %	CLASS II(2) NO %	CLASS III NO %	OTHERS NO %	TOTAL NO
KING'S	50.0 16.4	130.0 42.6	34.0 11.1	71.0 23.3	17.0 5.6	3.0 1.0	305.0
PETERHOUSE	30.5 16.3	65.0 34.8	16.0 8.6	46.5 24.9	27.0 14.4	2.0 1.1	187.0
PEMBROKE	43.0 14.4	97.5 32.7	25.0 8.4	92.0 30.9	34.5 11.6	6.0 2.0	298.0
GONVILLE & CAIUS	61.0 15.3	141.0 35.4	37.0 9.3	123.0 30.9	31.0 7.8	5.0 1.3	398.0
CORPUS CHRISTI	27.0 13.2	83.0 40.5	19.0 9.3	57.0 27.8	16.0 7.8	3.0 1.5	205.0
SELWYN	18.0 5.8	100.5 32.6	24.0 7.8	112.5 36.5	49.0 15.9	4.0 1.3	308.0
CLARE	67.0 19.9	134.5 39.9	31.0 9.2	83.5 24.8	17.0 5.0	4.0 1.2	337.0
TRINITY HALL	68.5 23.3	105.5 35.9	28.0 9.5	72.0 24.5	17.0 5.8	3.0 1.0	294.0
JESUS	42.0 11.8	143.5 40.4	32.0 9.0	107.5 30.3	28.0 7.9	2.0 0.6	355.0
MAGDALENE	22.5 7.8	91.0 31.5	29.0 10.0	99.5 34.4	38.0 13.1	9.0 3.1	289.0
TRINITY	126.5 20.8	193.0 31.7	66.0 10.8	150.5 24.7	60.5 9.9	12.5 2.1	609.0
DOWNING	49.5 14.6	120.0 35.5	27.0 8.0	111.5 33.0	23.0 6.8	7.0 2.1	338.0
CHURCHILL	71.0 18.7	111.0 29.3	55.0 14.5	102.0 26.9	31.0 8.2	9.0 2.4	379.0
QUEENS'	79.0 19.7	152.5 37.9	41.0 10.2	103.5 25.7	23.0 5.7	3.0 0.7	402.0
ST CATHARINE'S	30.0 9.2	114.5 35.1	38.0 11.7	115.5 35.4	25.0 7.7	3.0 0.9	326.0
CHRIST'S	68.0 20.4	127.0 38.1	32.0 9.6	82.0 24.6	19.0 5.7	5.0 1.5	333.0
ST JOHN'S	67.5 13.7	185.0 37.5	53.0 10.8	152.0 30.8	26.5 5.4	9.0 1.8	493.0
EMMANUEL	62.5 17.1	151.5 41.4	26.0 7.1	99.0 27.0	20.0 5.5	7.0 1.9	366.0
SIDNEY SUSSEX	34.0 12.1	131.5 46.6	24.0 8.5	66.0 23.4	20.5 7.3	6.0 2.1	282.0
FITZWILLIAM	37.0 10.2	138.0 38.2	29.0 8.0	120.5 33.4	31.5 8.7	5.0 1.4	361.0
ROBINSON	29.5 9.4	104.5 33.3	29.0 9.2	117.5 37.4	27.5 8.8	6.0 1.9	314.0
GIRTON	27.0 6.4	161.5 38.2	36.0 8.5	146.5 34.6	45.0 10.6	7.0 1.7	423.0
NEWHAM	24.0 7.2	119.0 35.7	33.0 9.9	131.0 39.3	24.0 7.2	2.0 0.6	333.0
NEW HALL	9.0 3.7	75.5 31.1	20.0 8.2	105.0 43.2	30.5 12.6	3.0 1.2	243.0
ST EDMUNDS HOUSE	2.0 12.5	6.0 37.5	1.0 6.3	6.0 37.5	1.0 6.3	1.0 6.3	16.0
CLARE HALL	1.0 33.3	1.0 33.3	1.0 33.3	1.0 33.3	1.0 33.3	1.0 33.3	3.0
DARWIN	1.0 20.0	3.0 60.0	1.0 20.0	1.0 20.0	1.0 20.0	1.0 20.0	5.0
WOLFSON	3.0 6.1	23.0 46.9	2.0 4.1	19.0 38.8	2.0 4.1	2.0 4.1	49.0
LUCY CAVENDISH	7.0 15.2	17.0 37.0	4.0 8.7	16.0 34.8	4.0 8.7	2.0 4.3	46.0

COLLEGE	CLASS I		CLASS II(1)		CLASS II		CLASS II(2)		CLASS III		OTHERS		TOTAL	
	NO	%	NO	%	NO	%	NO	%	NO	%	NO	%	NO	%
HUGHES HALL	1.0	7.1	4.0	28.6			7.0	50.0	2.0	14.3				14.0
HOMERTON	3.0	2.7	22.0	19.8			70.0	63.1	16.0	14.4				111.0
TOTALS	1162.0	13.8	3052.0	36.2	784.0	9.3	2586.0	30.7	706.5	8.4	131.5	1.6		8422.0

NOTE: THIS TABLE EXCLUDES UNCLASSIFIED PRELIMINARY EXAMINATIONS IN HISTORY, CLASSICS, SOCIAL & POLITICAL SCIENCES AND ECONOMICS, AND THE QUALIFYING EXAMINATION IN EDUCATION

COLLEGE RESULTS IN TRIPOS EXAMINATIONS 1986

COLLEGE	CLASS I NO %	CLASS II(1) NO %	CLASS II NO %	CLASS II(2) NO %	CLASS III NO %	OTHERS NO %	TOTAL NO
CHRIST'S	58.0 23.8	91.0 37.3	21.0 8.6	53.0 21.7	16.0 6.6	5.0 2.0	244.0
CHURCHILL	60.0 22.5	76.0 28.5	46.0 17.2	62.0 23.2	18.0 6.7	5.0 1.9	267.0
CLARE	54.5 24.3	80.5 35.9	25.0 11.2	49.0 21.9	14.0 6.3	1.0 0.4	224.0
CLARE HALL	1.0 33.3	1.0 33.3				1.0 33.3	3.0
CORPUS CHRISTI	24.0 16.1	55.0 36.9	17.0 11.4	36.0 24.2	14.0 9.4	3.0 2.0	149.0
DARWIN		3.0 75.0		1.0 25.0			4.0
DOWNING	41.5 17.2	87.5 36.3	19.0 7.9	70.0 29.0	17.0 7.1	6.0 2.5	241.0
EMMANUEL	51.0 20.3	88.0 35.1	23.0 9.2	72.0 28.7	12.0 4.8	5.0 2.0	251.0
FITZWILLIAM	32.0 14.0	86.0 37.6	23.0 10.0	68.0 29.7	18.0 7.9	2.0 0.9	229.0
GIRTON	17.0 7.5	89.0 39.0	25.0 11.0	63.0 27.6	29.0 12.7	5.0 2.2	228.0
GONVILLE & CAIUS	49.0 18.0	92.5 34.0	30.0 11.0	72.5 26.7	24.0 8.8	4.0 1.5	272.0
HOMERTON		2.0 15.4		9.0 69.2	2.0 15.4		13.0
HUGHES HALL	1.0 8.3	3.0 25.0		6.0 50.0	2.0 16.7		12.0
JESUS	33.0 14.0	91.5 38.8	22.0 9.3	71.5 30.3	17.0 7.2	1.0 0.4	236.0
KING'S	40.0 20.9	73.5 38.5	29.0 15.2	36.5 19.1	10.0 5.2	2.0 1.0	191.0
MAGDALENE	21.5 8.0	85.0 31.7	29.0 10.8	89.5 33.4	35.0 13.1	8.0 3.0	268.0
PEMBROKE	38.0 16.0	83.5 35.1	22.0 9.2	67.5 28.4	22.0 9.2	5.0 2.1	238.0
PETERHOUSE	30.0 18.1	59.0 35.5	11.0 6.6	40.0 24.1	24.0 14.5	2.0 1.2	166.0
QUEENS'	61.0 22.3	99.5 36.3	30.0 10.9	63.5 23.2	18.0 6.6	2.0 0.7	274.0
ROBINSON	21.5 10.4	64.0 30.9	24.0 11.6	69.5 33.6	24.0 11.6	4.0 1.9	207.0
ST CATHARINE'S	28.0 13.8	62.5 30.8	28.0 13.8	65.5 32.3	17.0 8.4	2.0 1.0	203.0
ST EDMUNDS HOUSE	1.0 12.5	3.0 37.5		4.0 50.0			8.0
ST JOHN'S	57.5 16.6	119.5 34.4	48.0 13.8	98.0 28.2	18.0 5.2	6.0 1.7	347.0
SELWYN	11.0 5.9	60.5 32.7	22.0 11.9	60.5 32.7	29.0 15.7	2.0 1.1	185.0
SIDNEY SUSSEX	23.0 12.6	79.5 43.7	21.0 11.5	35.5 19.5	18.0 9.9	5.0 2.7	182.0
TRINITY	115.5 25.1	143.0 31.0	62.0 13.4	85.5 18.5	44.5 9.7	10.5 2.3	461.0
TRINITY HALL	50.5 25.9	58.5 30.0	20.0 10.3	52.0 26.7	11.0 5.6	3.0 1.5	195.0
WOLFSON	1.0 3.8	12.0 46.2		11.0 42.3		2.0 7.7	26.0
TOTALS	921.5 17.3	1849.0 34.7	597.0 11.2	1411.5 26.5	453.5 8.5	91.5 1.7	5324.0

COLLEGE	CLASS I NO	CLASS II(1) NO	CLASS II NO	CLASS II(2) NO	CLASS III NO	OTHERS NO	TOTAL NO				
CHRIST'S	3.0	50.0	3.0	50.0			6.0				
CHURCHILL	3.0	21.4	5.0	35.7	3.0	21.4	14.0				
CLARE	1.0	12.5	5.0	62.5	2.0	25.0	8.0				
CORPUS CHRISTI	1.0	20.0	4.0	80.0			5.0				
DOWNING	1.0	14.3	5.0	71.4	1.0	14.3	7.0				
EMMANUEL	2.0	66.7	1.0	33.3			3.0				
FITZWILLIAM	1.0	8.3	8.0	66.7	1.0	8.3	12.0				
GIRTON	6.0	46.2	6.0	46.2	1.0	7.7	13.0				
GONVILLE & CAIUS	1.0	20.0	2.0	40.0	1.0	20.0	5.0				
JESUS	2.0	50.0	1.0	25.0	1.0	25.0	4.0				
KING'S	1.0	6.3	9.0	56.3	3.0	18.8	16.0				
MAGDALENE	1.0	4.8	6.0	28.6	10.0	47.6	21.0				
PEMBROKE	1.0	10.0	3.0	30.0	3.0	30.0	10.0				
PETERHOUSE	3.0	42.9	3.0	42.9	1.0	14.3	7.0				
QUEENS*	1.0	14.3	3.0	42.9	3.0	42.9	7.0				
ROBINSON	1.0	11.1	3.0	33.3	4.0	44.4	9.0				
ST CATHARINE'S	1.0	12.5	2.0	25.0	3.0	37.5	8.0				
ST EDMUNDS HOUSE	1.0	100.0			2.0	25.0	1.0				
ST JOHN'S	1.0	7.7	8.0	61.5	4.0	30.8	13.0				
SELWYN	1.0	8.3	3.0	25.0	6.0	50.0	12.0				
SIDNEY SUSSEX	1.0	14.3	6.0	85.7			7.0				
TRINITY	1.0	5.6	6.0	33.3	10.0	55.6	18.0				
TRINITY HALL	1.0	25.0	2.0	50.0	1.0	25.0	4.0				
WOLFSON			1.0	100.0			1.0				
TOTALS	18.0	8.5	83.0	39.3	83.0	39.3	23.0	10.9	4.0	1.9	211.0

NOTE: THIS TABLE EXCLUDES UNCLASSIFIED PRELIMINARY EXAMINATIONS IN HISTORY, CLASSICS, SOCIAL & POLITICAL SCIENCES AND ECONOMICS AND THE QUALIFYING EXAMINATION IN EDUCATION

COLLEGE	CLASS I NO	CLASS II(1) NO	CLASS II NO	CLASS II(2) NO	CLASS III NO	OTHERS NO	TOTAL NO
CHRIST'S					1.0		1.0
PETERHOUSE			1.0				1.0
TRINITY	1.0						1.0
TOTALS	1.0		1.0		1.0		3.0

COLLEGE	CLASS I NO	CLASS I %	CLASS II(1) NO	CLASS II %	CLASS II(2) NO	CLASS II(2) %	CLASS III NO	CLASS III %	OTHERS NO	OTHERS %	TOTAL NO		
KING'S	41.0	19.8	82.5	39.9	29.0	14.0	39.5	19.1	13.0	6.3	2.0	1.0	207.0
PETERHOUSE	30.0	17.2	62.0	35.6	12.0	6.9	43.0	24.7	25.0	14.4	2.0	1.1	174.0
PEMBROKE.	39.0	15.7	86.5	34.9	22.0	8.9	70.5	28.4	25.0	10.1	5.0	2.0	248.0
GONVILLE & CAIUS	50.0	18.1	94.5	34.1	30.0	10.8	73.5	26.5	25.0	9.0	4.0	1.4	277.0
CORPUS CHRISTI	24.0	15.6	56.0	36.4	17.0	11.0	40.0	26.0	14.0	9.1	3.0	1.9	154.0
SELWYN	12.0	6.1	63.5	32.2	22.0	11.2	66.5	33.8	31.0	15.7	2.0	1.0	197.0
CLARE	55.5	23.9	85.5	36.9	25.0	10.8	51.0	22.0	14.0	6.0	1.0	0.4	232.0
TRINITY HALL	51.5	25.9	60.5	30.4	20.0	10.1	52.0	26.1	12.0	6.0	3.0	1.5	199.0
JESUS	33.0	13.8	93.5	39.0	22.0	9.2	72.5	30.2	18.0	7.5	1.0	0.4	240.0
MAGDALENE	22.5	7.8	91.0	31.5	29.0	10.0	99.5	34.4	38.0	13.1	9.0	3.1	289.0
TRINITY	117.5	24.5	149.0	31.0	62.0	12.9	95.5	19.9	45.5	9.5	10.5	2.2	480.0
DOWNING	41.5	16.7	88.5	35.7	19.0	7.7	75.0	30.2	18.0	7.3	6.0	2.4	248.0
CHURCHILL	63.0	22.4	81.0	28.8	46.0	16.4	65.0	23.1	20.0	7.1	6.0	2.1	281.0
QUEENS*	62.0	22.1	102.5	36.5	30.0	10.7	66.5	23.7	18.0	6.4	2.0	0.7	281.0
ST CATHARINE'S	29.0	13.7	64.5	30.6	28.0	13.3	68.5	32.5	19.0	9.0	2.0	0.9	211.0
CHRIST'S	58.0	23.1	94.0	37.5	21.0	8.4	56.0	22.3	17.0	6.8	5.0	2.0	251.0
ST JOHN'S	58.5	16.3	127.5	35.4	48.0	13.3	102.0	28.3	18.0	5.0	6.0	1.7	360.0
EMMANUEL	51.0	20.1	90.0	35.4	23.0	9.1	73.0	28.7	12.0	4.7	5.0	2.0	254.0
SIDNEY SUSSEX	24.0	12.7	85.5	45.2	21.0	11.1	35.5	18.8	18.0	9.5	5.0	2.6	189.0
FITZWILLIAM	33.0	13.7	87.0	36.1	23.0	9.5	76.0	31.5	19.0	7.9	3.0	1.2	241.0
ROBINSON	22.5	10.4	67.0	31.0	24.0	11.1	73.5	34.0	24.0	11.1	5.0	2.3	216.0
GIRTON	17.0	7.1	95.0	39.4	25.0	10.4	69.0	28.6	30.0	12.4	5.0	2.1	241.0
ST EDMUNDS HOUSE	2.0	22.2	3.0	33.3	4.0	44.4							9.0
CLARE HALL	1.0	33.3	1.0	33.3	1.0	25.0			1.0	33.3			3.0
DARWIN			3.0	75.0									4.0
WOLFSON	1.0	3.7	13.0	48.1	11.0	40.7			2.0	7.4			27.0
HUGHES HALL	1.0	8.3	3.0	25.0	6.0	50.0	2.0	16.7					12.0
HOMERTON			2.0	15.4	9.0	69.2	2.0	15.4					13.0

COLLEGE RESULTS IN TRIPOS EXAMINATIONS 1986

WOMEN

COLLEGE	CLASS I NO %	CLASS II(1) NO %	CLASS II(2) NO %	CLASS III NO %	OTHERS NO %	TOTAL NO
CHRIST'S	10.0 13.0	29.0 37.7	11.0 14.3	25.0 32.5	2.0 2.6	77.0
CHURCHILL	8.0 8.6	29.0 31.2	9.0 9.7	33.0 35.5	11.0 11.8	93.0
CLARE	11.5 11.3	47.0 46.1	6.0 5.9	31.5 30.9	3.0 2.9	102.0
CORPUS CHRISTI	3.0 6.4	24.0 51.1	2.0 4.3	16.0 34.0	2.0 4.3	47.0
DARWIN	1.0 100.0					1.0
DOWNING	8.0 9.4	29.5 34.7	8.0 9.4	34.5 40.6	4.0 4.7	85.0
EMMANUEL	11.5 11.1	54.5 52.4	3.0 2.9	25.0 24.0	8.0 7.7	104.0
FITZWILLIAM	4.0 3.6	49.0 44.1	6.0 5.4	38.5 34.7	11.5 10.4	111.0
GIRTON	10.0 5.8	64.5 37.3	11.0 6.4	70.5 40.8	15.0 8.7	173.0
GONVILLE & CAIUS	11.0 9.5	45.5 39.2	6.0 5.2	46.5 40.1	6.0 5.2	116.0
HOMERTON	3.0 3.1	20.0 20.4		61.0 62.2	14.0 14.3	98.0
HUGHES HALL		1.0 50.0				2.0
JESUS	9.0 8.3	48.0 44.4	10.0 9.3	30.0 27.8	10.0 9.3	108.0
KING'S	9.0 9.6	44.5 47.3	5.0 5.3	30.5 32.4	4.0 4.3	94.0
LUCY CAVENDISH	7.0 17.9	14.0 35.9		13.0 33.3	4.0 10.3	39.0
NEW HALL	9.0 4.1	67.5 30.4	19.0 8.6	95.0 42.8	29.5 13.3	222.0
NEWNHAM	23.0 7.3	111.0 35.5	33.0 10.5	122.0 39.0	22.0 7.0	313.0
PEMBROKE	4.0 8.7	10.0 21.7	3.0 6.5	18.5 40.2	9.5 20.7	46.0
PETERHOUSE	0.5 3.8	3.0 23.1	4.0 30.8	3.5 26.9	2.0 15.4	13.0
QUEENS'	17.0 14.4	50.0 42.4	11.0 9.3	34.0 28.8	5.0 4.2	118.0
ROBINSON	7.0 7.5	36.5 39.2	5.0 5.4	40.0 43.0	3.5 3.8	93.0
ST CATHARINE'S	1.0 0.9	46.0 42.6	10.0 9.3	45.0 41.7	5.0 4.6	108.0
ST EDMONDS HOUSE		3.0 42.9		2.0 28.6	1.0 14.3	7.0
ST JOHN'S	7.0 5.9	50.5 42.4	5.0 4.2	46.0 38.7	8.5 7.1	119.0
SELWYN	6.0 6.1	32.0 32.3	2.0 2.0	42.0 42.4	15.0 15.2	99.0
SIDNEY SUSSEX	10.0 11.0	44.0 48.4	3.0 3.3	30.5 33.5	2.5 2.7	91.0
TRINITY	8.0 6.7	40.0 33.6	4.0 3.4	51.0 42.9	14.0 11.8	119.0
TRINITY HALL	15.0 16.9	44.0 49.4	8.0 9.0	17.0 19.1	5.0 5.6	89.0
WOLFSON	1.0 6.3	8.0 50.0		5.0 31.3	2.0 12.5	16.0
TOTALS	214.5 7.9	1045.0 38.7	184.0 6.8	1007.5 37.3	219.0 8.1	2703.0

02

COLLEGE	CLASS I NO	CLASS II(1) NO %	CLASS II NO %	CLASS II(2) NO %	CLASS III NO %	OTHERS NO %	TOTAL NO
CHRIST'S		4.0 80.0		1.0 20.0			5.0
CHURCHILL		1.0 20.0		4.0 80.0			5.0
CLARE		2.0 66.7		1.0 33.3			3.0
CORPUS CHRISTI		3.0 75.0		1.0 25.0			4.0
DOWNING		2.0 40.0		2.0 40.0	1.0 20.0		5.0
EMMANUEL		7.0 87.5		1.0 12.5			8.0
FITZWILLIAM		2.0 22.2		6.0 66.7	1.0 11.1		9.0
GIRTON		2.0 22.2		7.0 77.8			9.0
GONVILLE & CAIUS		1.0 25.0		3.0 75.0			4.0
JESUS		2.0 28.6		5.0 71.4			7.0
KING'S		3.0 75.0		1.0 25.0			4.0
LUCY CAVENDISH		3.0 42.9		3.0 42.9		1.0 14.3	7.0
NEW HALL		8.0 40.0		10.0 50.0	1.0 5.0	1.0 5.0	20.0
NEWNHAM	1.0 5.0	8.0 40.0		9.0 45.0	2.0 10.0		20.0
PEMBROKE		1.0 25.0		3.0 75.0			4.0
QUEENS*				3.0 100.0			3.0
ROBINSON		1.0 20.0		4.0 80.0			5.0
ST CATHARINE'S		4.0 66.7		2.0 33.3			6.0
ST JOHN'S	2.0 14.3	7.0 50.0		4.0 28.6		1.0 7.1	14.0
SELWYN		5.0 41.7		4.0 33.3	3.0 25.0		12.0
SIDNEY SUSSEX		2.0 100.0					2.0
TRINITY	1.0 10.0	4.0 40.0		4.0 40.0	1.0 10.0		10.0
TRINITY HALL	2.0 33.3	1.0 16.7		3.0 50.0			6.0
WOLFSON	1.0 16.7	2.0 33.3		3.0 50.0			6.0
TOTALS	7.0 3.9	75.0 42.1		84.0 47.2	9.0 5.1	3.0 1.7	178.0

NOTE: THIS TABLE EXCLUDES UNCLASSIFIED PRELIMINARY EXAMINATIONS IN HISTORY, CLASSICS, SOCIAL & POLITICAL SCIENCES AND ECONOMICS, AND THE QUALIFYING EXAMINATION IN EDUCATION

COLLEGE	CLASS I		CLASS II(1)		CLASS II		CLASS II(2)		CLASS III		OTHERS		TOTAL NO
	NO	%	NO	%	NO	%	NO	%	NO	%	NO	%	
GONVILLE & CAIUS				1.0 100.0									1.0
NEW HALL				1.0 100.0									1.0
ST CATHARINE'S					1.0 100.0								1.0
TOTALS				2.0 66.7			1.0 33.3						3.0

COLLEGE RESULTS IN ALL EXAMINATIONS 1986

WOMEN

ST60

COLLEGE	CLASS I NO	CLASS I %	CLASS II(1) NO	CLASS II(1) %	CLASS II NO	CLASS II %	CLASS II(2) NO	CLASS II(2) %	CLASS III NO	CLASS III %	OTHERS NO	OTHERS %	TOTAL NO
KING'S	9.0	9.2	47.5	48.5	5.0	5.1	31.5	32.1	4.0	4.1	1.0	1.0	98.0
PETERHOUSE	0.5	3.8	3.0	23.1	4.0	30.8	3.5	26.9	2.0	15.4			13.0
PEMBROKE	4.0	8.0	11.0	22.0	3.0	6.0	21.5	43.0	9.5	19.0	1.0	2.0	50.0
GONVILLE & CAIUS	11.0	9.1	46.5	38.4	7.0	5.8	49.5	40.9	6.0	5.0	1.0	0.8	121.0
CORPUS CHRISTI	3.0	5.9	27.0	52.9	2.0	3.9	17.0	33.3	2.0	3.9			51.0
SELWYN	6.0	5.4	37.0	33.3	2.0	1.8	46.0	41.4	18.0	16.2	2.0	1.8	111.0
CLARE	11.5	11.0	49.0	46.7	6.0	5.7	32.5	31.0	3.0	2.9	3.0	2.9	105.0
TRINITY HALL	17.0	17.9	45.0	47.4	8.0	8.4	20.0	21.1	5.0	5.3			95.0
JESUS	9.0	7.8	50.0	43.5	10.0	8.7	35.0	30.4	10.0	8.7	1.0	0.9	115.0
TRINITY	9.0	7.0	44.0	34.1	4.0	3.1	55.0	42.6	15.0	11.6	2.0	1.6	129.0
DOWNING	8.0	8.9	31.5	35.0	8.0	8.9	36.5	40.6	5.0	5.6	1.0	1.1	90.0
CHURCHILL	8.0	8.2	30.0	30.6	9.0	9.2	37.0	37.8	11.0	11.2	3.0	3.1	98.0
QUEENS*	17.0	14.0	50.0	41.3	11.0	9.1	37.0	30.6	5.0	4.1	1.0	0.8	121.0
ST CATHARINE'S	1.0	0.9	50.0	43.5	10.0	8.7	47.0	40.9	6.0	5.2	1.0	0.9	115.0
CHRIST'S	10.0	12.2	33.0	40.2	11.0	13.4	26.0	31.7	2.0	2.4			82.0
ST JOHN'S	9.0	6.8	57.5	43.2	5.0	3.8	50.0	37.6	8.5	6.4	3.0	2.3	133.0
EMMANUEL	11.5	10.3	61.5	54.9	3.0	2.7	26.0	23.2	8.0	7.1	2.0	1.8	112.0
SIDNEY SUSSEX	10.0	10.8	46.0	49.5	3.0	3.2	30.5	32.8	2.5	2.7	1.0	1.1	93.0
FITZWILLIAM	4.0	3.3	51.0	42.5	6.0	5.0	44.5	37.1	12.5	10.4	2.0	1.7	120.0
ROBINSON	7.0	7.1	37.5	38.3	5.0	5.1	44.0	44.9	3.5	3.6	1.0	1.0	98.0
GIRTON	10.0	5.5	66.5	36.5	11.0	6.0	77.5	42.6	15.0	8.2	2.0	1.1	182.0
NEWMHAM	24.0	7.2	119.0	35.7	33.0	9.9	131.0	39.3	24.0	7.2	2.0	0.6	333.0
NEW HALL	9.0	3.7	75.5	31.1	20.0	8.2	105.0	43.2	30.5	12.6	3.0	1.2	243.0
ST EDMUNDS HOUSE			3.0	42.9			2.0	28.6	1.0	14.3	1.0	14.3	7.0
DARWIN	1.0	100.0											1.0
WOLFSON	2.0	9.1	10.0	45.5			8.0	36.4	2.0	9.1			22.0
LUCY CAVENDISH	7.0	15.2	17.0	37.0			16.0	34.8	4.0	8.7	2.0	4.3	46.0
							1.0	50.0					2.0

* THE FIGURES IN THIS COLUMN ARE THE TOTALS FOR THE COLLEGE IN ALL EXAMINATIONS 1986. THE FIGURES IN THE OTHER COLUMNS ARE THE TOTALS FOR THE COLLEGE IN THE EXAMINATIONS 1986.

KEY: A = CLASSIFIED
 B = INSUFFICIENT PAPERS TO BE CLASSIFIED
 C = NOT CLASSIFIED

COLLEGE	CLASSICS I			CLASSICS II			HISTORY I			ECONOMICS II			SOC. POL. SC. IIB			EDUCATION	
	A	B	C	A	B	C	A	B	C	A	B	C	A	B	C	A	B
CHRIST'S	5	-	-	-	-	-	-	-	-	4	-	-	2	-	-	-	-
CHURCHILL	3	-	-	-	-	-	6	-	-	4	-	-	4	-	-	-	-
CLARE	4	-	-	-	-	-	-	-	-	8	-	-	-	-	-	-	-
CORPUS CHRISTI	2	-	-	11	2	-	-	-	-	2	-	-	1	-	-	-	-
DOWNING	3	-	-	-	-	-	7	-	-	6	-	-	-	-	-	-	-
EMMANUEL	6	-	-	-	-	-	1	-	-	6	-	-	1	-	-	1	-
FITZWILLIAM	3	-	-	-	-	-	10	-	-	11	-	-	1	-	-	-	-
GIRTON	5	-	-	-	-	-	9	-	-	4	3	2	1	-	-	-	-
GONVILLE & CAIUS	2	-	-	-	-	-	-	1	-	6	1	-	-	-	-	-	-
HOWERTON	-	-	-	-	-	-	-	-	-	-	-	-	-	-	-	110	-
JESUS	7	-	-	-	-	-	-	-	-	10	1	-	1	1	-	-	-
KING'S	4	-	-	-	-	-	6	1	-	7	-	-	2	3	-	-	-
LUCY CAVENDISH	-	-	-	-	-	-	2	-	-	-	-	-	1	-	-	-	-
MAGDALENE	6	-	-	-	-	-	7	-	-	2	-	-	1	-	-	-	-
NEW HALL	5	-	-	-	-	-	7	-	-	4	-	-	2	-	-	-	-
NEWNHAM	-	1	-	-	-	-	11	1	-	7	1	-	1	-	-	-	-
PEMBROKE	3	-	-	-	-	-	8	-	-	12	-	2	1	-	-	-	-
PETERHOUSE	4	-	-	-	-	-	-	-	-	2	-	-	-	-	-	-	-
QUEENS'	4	-	-	-	-	-	6	1	-	12	-	-	-	2	-	-	-
ROBINSON	3	-	-	-	-	-	-	-	-	3	-	-	3	-	-	-	-
ST CATHARINE'S	2	-	-	-	-	-	10	-	-	7	-	-	-	-	-	-	-
ST EDMUND'S HOUSE	-	-	-	-	-	-	-	-	-	-	-	-	-	-	-	1	-
ST JOHN'S	8	-	-	-	-	-	-	12	-	10	-	-	1	1	1	-	-
SELWYN	2	-	-	-	-	-	-	-	-	6	-	-	1	-	-	-	-
SIDNEY SUSSEX	2	-	-	-	-	-	8	-	-	9	-	-	-	3	-	-	-
TRINITY	6	-	-	-	-	-	-	-	-	11	-	1	3	-	-	-	-
TRINITY HALL	2	-	-	-	-	-	-	8	-	2	-	1	-	-	-	-	-
WOLFSON	-	-	-	-	-	-	-	-	-	1	-	-	1	-	-	-	-
TOTALS	91	1	-	2	-	-	103	32	-	156	6	9	23	16	2	111	-

32

CODE H

UNIVERSITY EXAMINATIONS

CODE H

(Fields 21,38 & 39)

ANGLO-SAXON, NORSE AND CELTIC.	ASP1	Prelim. for Anglo-Saxon, Norse and Celtic Tripos
	AST1	Anglo-Saxon, Norse and Celtic Tripos
	AS00	Not entered for an examination in Anglo-Saxon, Norse and Celtic
ARCHAEOLOGY & ANTHROPOLOGY	AAT1	Arch. & Anth. Tripos, Part I
	AAP2	Prelim. for Arch. & Anth. Tripos, Part II: Social Anthropology
	AAP3	Prelim. for Arch. & Anth. Tripos, Part II: Physical Anthropology
	AAP4	Prelim. for Arch. & Anth. Tripos, Part II: Archaeology
	AAT2	Arch. & Anth. Tripos, Part II, Social Anthropology
	AAT3	Arch. & Anth. Tripos, Part II, Physical Anthropology
	AAT4	Arch. & Anth. Tripos, Part II, Archaeology
	AA00	Not entered for an examination in Arch. & Anth.
ARCHITECTURE	ART0	Architecture Tripos, Part IA
	ART1	Architecture Tripos, Part IB
	ART2	Architecture Tripos, Part II
	ARD1	Diploma in Architecture First Examination (No written papers)
	ARD2	Diploma in Architecture Second Examination (No written papers)
	AR00	Not entered for an examination in Architecture
CHEMICAL ENGINEERING	CET1	Chemical Engineering Tripos, Part I
	CET2	Chemical Engineering Tripos, Part II
	CE00	Not entered for an examination in Chemical Engineering
CLASSICS	CLP1	Prelim. for Part I of the Classical Tripos
	CLT1	Classical Tripos, Part I
	CLP2	Prelim. for Part II of the Classical Tripos
	CLT2	Classical Tripos, Part II
	CLØ1	Ordinary Examination in Greek
	CLØ2	Ordinary Examination in Latin
	CLD1	Diploma in Classical Archaeology
	CL00	Not entered for an examination in Classics

/continued.




COMPUTER SCIENCE	CSP1	Prelim. for the Computer Science Tripos
	CST1	Computer Science Tripos
	CSD1	Diploma in Computer Science
	CS00	Not entered for an examination in Computer Science
ECONOMICS	ECQ1	Economics Qualifying Examination in Elementary Mathematics
	ECT1	Economics Tripos, Part I
	ECP2	Prelim. for Part II of the Economics Tripos
	ECT2	Economics Tripos, Part II
	ECD1	Diploma in Economics
	EC00	Not entered for an examination in Economics
EDUCATION	EDQ1	Qualifying Examination in Education
	EDT1	Education Tripos
	EDC1	Postgraduate Certificate in Education
	ED00	Not entered for an examination in Education
ENGINEERING & ELECTRICAL SCIENCES	EGT0	Engineering Tripos, Part IA
	EGT1	Engineering Tripos, Part IB
	EGT2	Engineering Tripos, Part II
	EG00	Not entered for an examination in Engineering
	EST1	Electrical Sciences Tripos
	ES00	Not entered for an examination in Electrical Sciences
ENGLISH	ELP1	Prelim. for Part I of the English Tripos (no exam. in 1986)
	ELT1	English Tripos, Part I
	ELT2	English Tripos, Part II
	ELØ1	Ordinary Examination in English
	EL00	Not entered for an examination in English
GEOGRAPHY	GET0	Geographical Tripos, Part IA
	GET1	Geographical Tripos, Part IB
	GEP2	Prelim. for Part II of the Geographical Tripos
	GET2	Geographical Tripos, Part II
	GEØ1	Ordinary examination in Geography
	GE00	Not entered for an examination in Geography
HISTORY OF ART	HAP1	Prelim. for the History of Art Tripos
	HAT1	History of Art Tripos
	HA00	Not entered for an examination in History of Art




HISTORY	HSP1	Prelim. for Part I of the Historical Tripos
	HST1	Historical Tripos, Part I
	HSP2	Prelim. for Part II of the Historical Tripos
	HST2	Historical Tripos, Part II
	HSØ1	Ordinary Examination in History
	HS00	Not entered for an examination in History
LAND ECONOMY	LEP1	Prelim. for the Land Economy Tripos
	LET1	Land Economy Tripos
	LE00	Not entered for an examination in Land Economy
	DED1	Diploma in Development Studies
LAW	LWTO	Law Tripos, Part IA
	LWT1	Law Tripos, Part IB
	LWP1	Prelim. for Part IB of the Law Tripos
	LWT2	Law Tripos, Part II
	LWØ1	Ordinary Examination in Law I
	LWØ2	Ordinary Examination in Law II
	LWM1	LL.M. Examination
	LW00	Not entered for an examination in Law
MATHEMATICS	MATO	Mathematical Tripos, Part IA
	MAT1	Mathematical Tripos, Part IB
	MAT2	Mathematical Tripos, Part II
	MAT3	Mathematical Tripos, Part III
	MAD1	Diploma in Mathematical Statistics
	MA00	Not entered for an examination in Mathematics
MEDICAL SCIENCES	MDTO	Medical Sciences Tripos, Part IA
	MDT1	Medical Sciences Tripos, Part IB
	MDT2	Medical Sciences Tripos, Part II (General) Section I
	MDT3	Medical Sciences Tripos, Part II (General) Section II
	MDT4	Medical Sciences Tripos, Part II (General) Section III
	MDØ1	Ordinary Examination in Anatomy
	MD00	Not entered for an examination in Medical Sciences
MEDICINE	MDB1	First M.B. Examination
	MDQ0	Second M.B. Examination
	MDB6	Final M.B. Examination, Part I
	MDB7	Final M.B. Examination, Part II
	MDB8	Final M.B. Examination, Part III

/continued



MODERN AND MEDIEVAL LANGUAGES	MLP1	Prelim. for Part I of the M & M.L. Tripos
	MLT1	Modern and Medieval Languages Tripos, Part I
	MLP2	Prelim. for Part II of the M & M.L. Tripos
	MLT2	Modern and Medieval Languages Tripos, Part II
	MLØ5	Advanced Oral Examination in Modern Languages
	MLØ1	Ordinary Examination in Modern Languages
	MLC0	Cert. in Competent Knowledge in Modern Languages
	ML00	Not entered for an examination in Modern Languages
MUSIC	MUTO	Music Tripos, Part IA
	MUT1	Music Tripos, Part IB
	MUT2	Music Tripos, Part II
	MUB1	Mus.B. Examination: (Old Regulations)
	MUB2	Mus.B. Examination: (New Regulations)
	MU00	Not entered for an examination in Music
NATURAL SCIENCES	NST0	Natural Sciences Tripos, Part IA
	NST1	Natural Sciences Tripos, Part IB
	NSP2	Prelim. for Part II of the Natural Sciences Tripos
	NST2	Natural Sciences Tripos, Part II
	NST3	Natural Sciences Tripos, Part II (General) Section (i)
	NSP4	Prelim. for Part II (General) Section (ii) of the Natural Sciences Tripos
	NST4	Natural Sciences Tripos, Part II (General) Section (ii)
	NSØ1	Ordinary Examination in Natural Sciences
	NS00	Not entered for an examination in Natural Sciences
NUTRITION	NUD1	Diploma in Nutrition (in abeyance)
ORIENTAL STUDIES	ØSP1	Prelim. for Part I of the Oriental Studies Tripos
	ØST1	Oriental Studies Tripos, Part I
	ØST2	Oriental Studies Tripos, Part II
	ØSØ1	Ordinary Examination in Oriental Studies
	ØS00	Not entered for an examination in Oriental Studies

/continued




PHILOSOPHY	PHP1	Prelim. for Part IB of the Philosophy Tripos
	PHT0	Philosophy Tripos, Part IA
	PHT1	Philosophy Tripos, Part IB
	PHP2	Prelim. for Part II of the Philosophy Tripos
	PHT2	Philosophy Tripos, Part II
	PH01	Ordinary Examination in Philosophy
	PH00	Not entered for an examination in Philosophy
PRODUCTION ENGINEERING	PET1	Production Engineering Tripos, Part I
	PET2	Production Engineering Tripos, Part II
	PE00	Not entered for an examination in Production Engineering
SOCIAL & POLITICAL SCIENCES	SPP2	Prelim. for Part II of the Social & Political Sciences Tripos
	SPT2	Social & Political Sciences Tripos, Part II
	SP00	Not entered for an examination in Social & Political Sciences
THEOLOGICAL AND RELIGIOUS STUDIES	TRT1	Theological and Religious Studies Tripos, Part I
	TRP2	Prelim. for Parts IB and II of the Theological and Religious Studies Tripos
	TRT6	Theological and Religious Studies Tripos, Part IB (1986 only)
	TRT2	Theological and Religious Studies Tripos, Part II
	TR01	Ordinary Examination in Religious Studies
	TR02	Ordinary Examination in Biblical and Historical Theology
	TRD1	Diploma in Theology
	TR00	Not entered for an examination in Theological and Religious Studies
VETERINARY MEDICINE	VTQ0	Second Veterinary M.B. Examination
	VTE1	Final Veterinary Examination, Part I
	VTE2	Final Veterinary Examination, Part II
	VTE3	Final Veterinary Examination, Part III
MASTER OF PHILOSOPHY		Archaeology
		Control Engineering and Operational Research
		Criminology
		Economics
		Economics and Politics of Development
		Education
		Latin-American Studies
		Musical Composition
		Philosophy (2 year course)
		Social Anthropology
		Soil Mechanics
		Theology (2 year course)



DEAD EXAMINATION CODES

AAC1	Certificate in Social Anthropology
AAC2	Certificate in Physical Anthropology
AAC3	Certificate in Prehistoric Archaeology
ABD1	Diploma in Applied Biology
AFP1	Prelim. for Part I of the Architecture and Fine Arts Tripos
AFP2	Prelim. for Part II of the Architecture and Fine Arts Tripos
AFT1	Architecture and Fine Arts Tripos, Part I
AFT2	Architecture and Fine Arts Tripos, Part II
AGD1	Diploma in Agricultural Science
AGD2	Re-coded as NUD1
AGD6	Diploma in Agriculture
AGD7	Diploma in Agricultural Studies
AGP1	Prelim. for Part I of the Agricultural Tripos
AGT1	Agricultural Tripos, Part I
AGT2	Agricultural Tripos, Part II
AGT3	Agricultural Tripos, Part II (Agricultural Science)
ARP1	Prelim. for Part I of the Architecture Tripos
CEC1	Certificate of Advanced Study in Chemical Engineering
CEC2	Certificate of Post-Graduate Study in Chemical Engineering
CEQ6	Qualifying Examination in Chemical Engineering
CETO	Chemical Engineering Tripos (undivided)
CLS1	Special Examination in Greek
CLS2	Special Examination in Latin
ECD2	Diploma in Development Economics
ECR1	Progress Examination in Economics
EGE1	Examination in Principles of Industrial Management
EGO1	Qualifying Examination in Mechanical Sciences
EGP0	Combined Prelim. for Mechanical Sciences
EGP1	Prelim. for Part I of the Engineering Tripos
EGP2	Second year Prelim for Mechanical Sciences
EGT0	Mechanical Sciences Tripos, Part I (code being used from Oct.'76 for Engineering Tripos, Part IA)
EGT3	Engineering Tripos, Part II (General)
EGC1	Certificate of Advanced Study in Engineering
EGC2	Certificate of Post-Graduate Study in Engineering
ELS1	Special Examination in English
EMD6	Diploma in Estate Management
GED1	Diploma in Latin-American Studies
GEP1	Prelim. for Part I of the Geographical Tripos
GES1	Special Examination in Geography
HSC6	Certificate in Historical Studies
HSS1	Special Examination in History
LED1	Diploma in Land Economy
LWB1	LL.B. Examination
LWC1	Certificate of Advanced Study in Law
LWD1	Diploma in Comparative Legal Studies
LWD2	Diploma in International Law
LWD3	Diploma in Criminology
LWD6	Diploma in Roman Law
LWQ1	Law Qualifying I
LWQ2	Law Qualifying II
LWS1	Special Examination in Law I
LWS2	Special Examination in Law II
MAP6	Prelim. for Part II of the Mathematical Tripos
MDB2	Final M.B. Examination, Part I: Old Regulations
MDB3	Final M.B. Examination, Part II: Old Regulations

/continued



MDB4 Final M.B. Examination, Part I: New Regulations
 MDB5 Final M.B. Examination, Part II: New Regulations
 MDQ2 Examination in Pharmacology for Medicine and Surgery Degrees
 MDS1 Special Examination in Medical Sciences
 MDT3 Medical Sciences Tripos, Part II (w.e.f. 1.10.82 being used for
 Med. Sci. Tripos II (General) Section II)
 MLD1 Diploma in Slavonic Studies
 MLD2 Diploma in Linguistics
 MLOO Oral Examination in Modern Languages
 MLS1 Special Examination in Modern Languages
 MSP1 Prelim. for Part I of the Moral Sciences Tripos
 MSP2 Prelim. for Part II of the Moral Sciences Tripos
 MST1 Moral Sciences Tripos, Part I
 MST2 Moral Sciences Tripos, Part II
 MSS1 Special Examination in Moral Sciences
 MUQ1 Music Qualifying Examination (held for the last time in Oct. 82)
 MUP1 Prelim. for Part I of the Music Tripos
 NSC1 Certificate of Post-Graduate Study in Natural Sciences
 NSC6 Certificate in History and Philosophy of Science
 NSD4 Re-coded as PHD1
 NSP6 Prelim. for Part I of the Natural Sciences Tripos
 NSS1 Special Examination in Natural Science
 NST6 Natural Sciences Tripos, Part I
 ODE1 Examination for the Overseas Development Course
 ØSS1 Special Examination in Oriental Studies
 PHD1 Diploma in History and Philosophy of Science
 PHS1 Special Examination in Philosophy
 RUC6 Rural Estate Management, First Examination
 RUC7 Rural Estate Management, Second Examination
 RUC8 Rural Estate Management, Third Examination
 UEC6 Urban Estate Management, First Examination
 UEC7 Urban Estate Management, Second Examination
 UEC8 Urban Estate Management, Third Examination
 SPP1 Prelim. for Part IIB of the Social and Political Sciences Tripos
 SPT1 Social and Political Sciences Tripos
 SPT3 Social and Political Sciences Tripos, Part IIB
 THC1 Certificate in Theology
 THC6 Certificate in Proficiency in Christian Theology, First
 Examination
 THC7 Certificate in Proficiency in Christian Theology, Second
 Examination
 THC8 Certificate in Proficiency in Christian Theology, Third
 Examination
 THØ1 Ordinary Examination in Theology I
 THP2 Prelim. for Part II of the Theological Tripos
 THS1 Special Examination in Theology I
 THS2 Special Examination in Theology II
 THT1 Theological Tripos, Part I
 THT2 Theological Tripos, Part II
 THT3 Theological Tripos, Part III
 TRTO Theological and Religious Studies Tripos, Part IA

N.B. The Diploma in Numerical Analysis and Automatic Computing is now
 the Diploma in Computer Science - Code CSD1

The code GET1 as from 1 October 1980 refers to the Geographical
 Tripos Part IB. Prior to that date it referred to the
 Geographical Tripos, Part I

The code LWT1 as from 1 October 1979 refers to the Law Tripos,
 Part IB. Prior to that date it referred to the Law Tripos, Part
 I.



The code MD01 as from 1 October 1980 refers to the Ordinary Examination in Anatomy. Prior to that date it referred to the Ordinary Examination in Medical Sciences.

The codes PHP1 - PHT1 up to and including the examination held in 1972 referred to the Preliminary for Part I of the Philosophy Tripos and the Philosophy Tripos, Part I which are now dead examinations. The codes are still in use - see Philosophy

The code ART1 as from 1 October 1982 refers to the Architecture Tripos Part IB. Prior to that date it referred to the Architecture Tripos Part I

The code MUT1 as from 1 October 1982 refers to the Music Tripos Part IB. Prior to that date it referred to the Music Tripos Part I

The code SPT2 as from 1 October 1982 refers to the Social and Political Sciences Tripos Part II. Prior to that date it referred to the Social and Political Sciences Tripos Part IIA

