


University of Cambridge



**Examination
Results
Statistics
1989**

Records & Statistics Section
University Registry

UNIVERSITY EXAMINATIONS 1989

CONTENTS

	<u>Page</u>
Notes on statistical tables	1
Honours Examinations Results 1960-89	2
<u>University Tables - All candidates:</u>	
Tripos Examinations	3
Classified Preliminary & Qualifying Examinations	6
Ordinary Examinations	7
All Examinations	8
<u>University Tables - Men candidates:</u>	
Tripos Examinations	9
Classified Preliminary & Qualifying Examinations	12
Ordinary Examinations	13
All Examinations	14
<u>University Tables - Women candidates:</u>	
Tripos Examinations	15
Classified Preliminary & Qualifying Examinations	18
All Examinations	19
<u>College Tables - All candidates:</u>	
Tripos Examinations	20
Classified Preliminary & Qualifying Examinations	22
Ordinary Examinations	23
All Examinations	24
<u>College Tables - Men candidates:</u>	
Tripos Examinations	26
Classified Preliminary & Qualifying Examinations	27
Ordinary Examinations	28
All Examinations	29
<u>College Tables - Women candidates:</u>	
Tripos Examinations	30
Classified Preliminary & Qualifying Examinations	32
All Examinations	33
<u>College Tables - Unclassified Preliminary & Qualifying Examinations</u>	35

APPENDIX

Examination code translation table

UNIVERSITY EXAMINATIONS 1989

Notes on Statistical Tables

1. The statistics include candidates for Tripos, Qualifying, Preliminary and Ordinary examinations whether undergraduates, Affiliated Students or graduates, and candidates for the LL.M.
2. The statistics exclude candidates who took examinations as candidates 'not for honours' (with the exceptions - Part III of the Mathematical Tripos and Ordinary examinations); candidates who have received allowances made by the Applications Committee of the Council of the Senate; and candidates for the following:-
 - (i) Diploma and Certificate examinations
 - (ii) Oral examinations in Modern Languages
 - (iii) Mus. B. examination
 - (iv) M.B. and Veterinary examinations
 - (v) Unclassified preliminary examinations (in History, Classics, Social and Political Sciences and Economics) and the Qualifying Examination in Education. These are shown on separate tables so that they shall not affect the percentages in the general tables.
3. In Part III of the Mathematical Tripos and Part II of the Manufacturing Engineering Tripos a pass with distinction has been counted as Class I, a pass as Class II, division i. This applies whether or not the candidate is a candidate for honours.
4. The class obtained in each language by candidates entered for two languages for Part I of the Modern and Medieval Languages Tripos has been counted as a half class.
5. The Heading OTHER includes (but does not differentiate):-
 - (i) Candidates who failed their examinations
 - (ii) Honours candidates who have received an allowance from the Examiners (but NOT the Council - see 2 above).
 - (iii) Candidates about whom an application has been submitted to the Applications Committee but who have not yet received an allowance.

Records and Statistics Section
University Registry
July 1989

	Class I		Class II division (1)		Class II undivided		Class II division (2)		Class III		Other Results		Total Candidates
	No.	%	No.	%	No.	%	No.	%	No.	%	No.	%	
1960	444.5	10.3	1,036.5	24.1	173.0	4.0	1,524.5	35.5	949.5	22.1	172.0	4.0	4,300
1961	453.5	10.5	1,060.0	24.5	185.0	4.3	1,552.5	35.8	907.0	20.9	172.0	4.0	4,330
1962	424.5	9.8	1,029.5	23.7	181.0	4.2	1,563.0	36.0	903.0	20.8	238.0	5.5	4,339
1963	459.0	10.6	1,076.5	24.8	154.0	3.6	1,544.5	35.6	896.0	20.7	202.0	4.7	4,332
1964	496.5	11.2	1,099.0	24.9	159.0	3.6	1,585.0	35.9	904.5	20.4	177.0	4.0	4,421
1965	529.0	11.6	1,238.5	27.1	180.0	3.9	1,597.5	35.0	821.0	18.0	194.0	4.4	4,560
1966	646.5	11.3	1,275.0	22.2	717.0	12.5	1,755.5	30.6	1,151.0	20.0	198.0	3.4	5,743
1967	730.5	12.2	1,399.0	23.3	616.0	10.3	1,941.0	32.3	1,038.0	17.3	283.5	4.7	6,008
1968	730.5	12.0	1,369.0	23.0	628.0	10.5	1,954.5	32.5	1,086.0	18.0	214.0	3.5	5,982
1969	746.5	12.5	1,532.0	25.5	646.0	10.5	1,951.5	32.0	962.0	16.0	215.0	3.5	6,053
1970	775.5	12.6	1,666.5	27.0	578.0	9.4	1,913.5	31.0	1,000.5	16.2	242.0	3.9	6,176
1971	806.0	12.6	1,668.5	26.2	703.0	11.0	2,041.0	32.0	918.5	14.4	240.0	3.8	6,377
1972	821.5	13.2	1,701.5	27.3	633.0	10.1	1,996.0	32.0	953.0	15.3	134.0	2.1	6,239
1973	824.0	12.8	1,739.0	26.9	682.0	10.6	2,144.5	33.2	919.5	14.2	145.0	2.2	6,454
1974	818.0	12.4	1,696.5	25.7	1,010.0	15.3	1,993.5	30.2	917.5	13.9	158.5	2.4	6,594
1975	831.0	12.5	2,039.0	30.6	643.0	9.7	2,176.0	32.6	802.0	12.0	174.0	2.6	6,665
1976	866.0	13.1	1,935.0	29.3	656.0	9.9	2,185.0	33.1	808.5	12.2	151.5	2.3	6,602
1977	917.0	13.1	2,134.0	30.5	697.0	10.0	2,317.0	33.1	804.0	11.5	123.0	1.8	6,992
1978	918.0	13.1	2,201.0	31.5	667.0	9.5	2,288.5	32.8	778.0	11.1	134.5	1.9	6,987
1979	943.0	12.9	2,295.0	31.5	676.0	9.3	2,385.5	32.7	855.0	11.7	135.5	1.9	7,290
1980	1,002.5	13.1	2,461.5	32.1	676.0	8.8	2,532.0	33.1	878.5	11.5	110.5	1.4	7,661
1981	1,002.5	12.9	2,513.5	32.4	705.0	9.1	2,544.5	32.8	891.0	11.5	101.5	1.3	7,758
1982	998.5	12.5	2,664.0	33.3	715.0	8.9	2,597.0	32.5	891.5	11.2	128.0	1.6	7,994
1983	1,029.5	12.9	2,809.0	35.1	737.0	9.2	2,477.5	30.9	839.5	10.5	117.5	1.5	8,010
1984	1,022.0	12.8	2,834.5	35.6	704.0	8.8	2,469.5	31.0	813.5	10.2	127.5	1.6	7,971
1985	1,090.0	13.8	2,801.0	35.5	752.0	9.5	2,399.0	30.4	733.5	9.3	108.5	1.4	7,884
1986	1,136.0	14.2	2,894.0	36.1	781.0	9.7	2,419.0	30.1	672.5	8.4	124.5	1.6	8,027
1987	1,206.5	14.9	3,107.5	38.4	749.0	9.3	2,303.5	28.5	617.0	7.6	109.5	1.4	8,093
1988	1,199.0	14.7	3,067.0	37.7	699.0	8.6	2,425.5	29.8	627.0	7.6	117.5	1.4	8,135
1989	1,304.5	15.7	3,345.0	40.3	704.0	8.5	2,337.5	28.1	532.0	6.4	86.0	1.0	8,309

Notes:

- (a) The introduction of Part IA of the Natural Sciences Tripos and of the Medical Sciences Tripos in 1966 in 1966 accounts for the large increase in the undivided Second Class.
- (b) Candidates who were taking examinations as candidates 'not for honours' and candidates receiving allowances from the Applications Committee of the Council of the Senate were excluded from the 1972 statistics (and thereafter) although they had been included in previous years. Candidates for the LL.B Examination were included in 1972 for the first time. Candidates for the B.Ed. Degree were excluded from the statistics for the years 1972-79 inclusive, but, with the introduction of the Education Tripos, have been included from 1980.

EXAMINATION	CLASS I NO %	CLASS II(1) NO %	CLASS II NO %	CLASS II(2) NO %	CLASS III NO %	OTHERS NO %	TOTAL NO
AAT1		27.0 60.0		17.0 37.8	1.0 2.2		45.0
AAT2	2.0 5.1	25.0 64.1		11.0 28.2	1.0 2.6		39.0
AAT3	1.0 6.7	7.0 46.7		7.0 46.7			15.0
AAT4	1.0 5.6	14.0 77.8		3.0 16.7			18.0
ART0	3.0 8.6	15.0 42.9		15.0 42.9	2.0 5.7		35.0
ART1	1.0 3.4	10.0 34.5		14.0 48.3	4.0 13.8		29.0
ART2	3.0 13.0	11.0 47.8		8.0 34.8	1.0 4.3		23.0
AST1	1.0 7.7	9.0 69.2		2.0 15.4	1.0 7.7		13.0
CET1	11.0 24.4	12.0 26.7		16.0 35.6	6.0 13.3		45.0
CET2	7.0 26.9	10.0 38.5		7.0 26.9	2.0 7.7		26.0
CLT1	7.0 7.9	41.0 46.1		37.0 41.6	4.0 4.5		89.0
CLT2	9.0 11.1	57.0 70.4		11.0 13.6	4.0 4.9		81.0
CST0	11.0 20.8	15.0 28.3		21.0 39.6	6.0 11.3		53.0
CST1	5.0 15.2	7.0 21.2		12.0 36.4	7.0 21.2	2.0 6.1	33.0
CST3	2.0 20.0	2.0 20.0		2.0 20.0	3.0 30.0	1.0 10.0	10.0
CST6	7.0 17.5	10.0 25.0		18.0 45.0	4.0 10.0	1.0 2.5	40.0
ECT1	10.0 4.7	115.0 54.0		79.0 37.1	8.0 3.8	1.0 0.5	213.0
ECT2	16.0 9.2	82.0 47.1		64.0 36.8	9.0 5.2	3.0 1.7	174.0
EDT1	3.0 2.3	65.0 49.6		58.0 44.3	5.0 3.8		131.0
EGT0	64.0 19.5	119.0 36.2		106.0 32.2	34.0 10.3	6.0 1.8	329.0
EGT1	64.0 20.6	118.0 37.9		103.0 33.1	26.0 8.4		311.0
EGT2	30.0 19.2	63.0 40.4		56.0 35.9	6.0 3.8	1.0 0.6	156.0
ELT1	18.0 10.7	79.0 47.0		64.0 38.1	6.0 3.6	1.0 0.6	168.0
ELT2	21.0 9.7	114.0 52.5		72.0 35.2	8.0 3.7	2.0 0.9	217.0
EST1	28.0 28.3	41.0 41.4		24.0 24.2	6.0 6.1		99.0
GET0	8.0 7.9	33.0 32.7		54.0 53.5	4.0 4.0	2.0 2.0	101.0
GET1	6.0 7.3	52.0 63.4		21.0 25.6	3.0 3.7		82.0
GET2	8.0 9.2	56.0 64.4		23.0 26.4			87.0
HAT1	3.0 7.5	28.0 70.0		8.0 20.0	1.0 2.5		40.0

EXAMINATION	CLASS I NO	CLASS I %	CLASS II(1) NO	CLASS II(1) %	CLASS II NO	CLASS II %	CLASS II(2) NO	CLASS II(2) %	CLASS III NO	CLASS III %	OTHERS NO	OTHERS %	TOTAL NO
HST1	20.0	9.3	113.0	52.3			68.0	31.5	8.0	3.7	7.0	3.2	216.0
HST2	28.0	13.3	146.0	69.5			33.0	15.7	2.0	1.0	1.0	0.5	210.0
LET0	1.0	3.8	16.0	61.5			8.0	30.8	1.0	3.8			26.0
LET1	2.0	6.5	9.0	29.0			12.0	38.7	5.0	16.1	3.0	9.7	31.0
LET6			22.0	46.8			20.0	42.6	4.0	8.5	1.0	2.1	47.0
LWM1	26.0	19.1	78.0	57.4			26.0	19.1	4.0	2.9	2.0	1.5	136.0
LWTD	22.0	9.6	125.0	54.8			64.0	28.1	16.0	7.0	1.0	0.4	223.0
LWT1	19.0	6.1	168.0	54.4			104.0	33.7	13.0	4.2	5.0	1.6	309.0
LWT2	26.0	9.4	181.0	65.6			66.0	23.9	2.0	0.7	1.0	0.4	276.0
MAT0	69.0	28.3			137.0	56.1			28.0	11.5	10.0	4.1	244.0
MAT1	63.0	29.6			115.0	54.0			28.0	13.1	7.0	3.3	213.0
MAT2	62.0	33.3			101.0	54.3			18.0	9.7	5.0	2.7	186.0
MAT3	32.0	40.0	44.0	55.0							4.0	5.0	80.0
MDT0	42.0	16.2	61.0	23.5			121.0	46.5	34.0	13.1	2.0	0.8	260.0
MDT1	33.0	12.8	105.0	40.9			105.0	40.9	13.0	5.1	1.0	0.4	257.0
MDT2	5.0	6.8	24.0	32.4			37.0	50.0	8.0	10.8			74.0
MDT3	1.0	4.5	11.0	50.0			8.0	36.4	2.0	9.1			22.0
MDT4	3.0	18.8	8.0	50.0			5.0	31.3					16.0
MET1	4.0	11.8	16.0	47.1			13.0	38.2	1.0	2.9			34.0
MET2			31.0	96.9							1.0	3.1	32.0
MGT1	6.0	12.0	28.0	56.0			14.0	28.0	1.0	2.0	1.0	2.0	50.0
MLT1	23.5	7.8	149.0	49.5			118.5	39.4	9.0	3.0	1.0	0.3	301.0
MLT2	14.0	8.0	104.0	59.1			58.0	33.0					176.0
MUT0	1.0	2.0	28.0	56.0			19.0	38.0	2.0	4.0			50.0
MUT1	2.0	3.4	26.0	44.1			28.0	47.5	3.0	5.1			59.0
MUT2	1.0	2.9	20.0	58.8			12.0	35.3	1.0	2.9			34.0
NST0	155.0	26.7			351.0	60.5			70.0	12.1	4.0	0.7	580.0
NST1	139.0	26.1	158.0	29.6			179.0	33.6	52.0	9.8	5.0	0.9	533.0
NST2	111.0	22.3	222.0	44.6			135.0	27.1	28.0	5.6	2.0	0.4	498.0

4

EXAMINATION	CLASS I NO	CLASS I %	CLASS II(1) NO	CLASS II %	CLASS II NO	CLASS II(2) %	CLASS III NO	CLASS III %	OTHERS NO	OTHERS %	TOTAL NO
NST3	8.0	28.6	7.0	25.0	13.0	46.4					28.0
NST4	2.0	7.1	14.0	50.0	10.0	35.7	1.0	3.6	1.0	3.6	28.0
OST1	4.0	10.3	11.0	28.2	19.0	48.7	5.0	12.8			39.0
OST2	5.0	26.3	10.0	52.6	4.0	21.1					19.0
OST3			1.0	100.0							1.0
PHT0	2.0	7.4	10.0	37.0	14.0	51.9	1.0	3.7			27.0
PHT1	2.0	5.9	14.0	41.2	17.0	50.0	1.0	2.9			34.0
PHT2	3.0	9.7	20.0	64.5	6.0	19.4	2.0	6.5			31.0
SPT1	7.0	12.7	28.0	50.9	20.0	36.4					55.0
SPT2	2.0	2.4	57.0	67.9	21.0	25.0	4.0	4.8			84.0
TRT1	5.0	17.2	11.0	37.9	12.0	41.4	1.0	3.4			29.0
TRT2	4.0	7.4	32.0	59.3	15.0	27.8	2.0	3.7	1.0	1.9	54.0
TOTALS	1304.5	15.7	3345.0	40.3	704.0	8.5	2337.5	6.4	86.0	1.0	8309.0

EXAMINATION	CLASS I NO	CLASS I %	CLASS II(1) NO	CLASS II(1) %	CLASS II NO	CLASS II %	CLASS II(2) NO	CLASS II(2) %	CLASS III NO	CLASS III %	OTHERS NO	OTHERS %	TOTAL NO
AAP2	1-0	3-8	16-0	61-5	8-0	30-8	1-0	3-8					26-0
AAP3	1-0	12-5	2-0	25-0	5-0	62-5							8-0
AAP4			11-0	73-3	4-0	26-7							15-0
ASP1	3-0	14-3	11-0	52-4	6-0	28-6	1-0	4-8					21-0
HAP1			5-0	29-4	11-0	64-7	1-0	5-9					17-0
HSP2			4-0	40-0	6-0	60-0							10-0
MLP1					1-0	50-0	1-0	50-0					2-0
MLP2	8-0	6-6	59-0	48-8	51-0	42-1	3-0	2-5			2-0	100-0	121-0
NSP2													2-0
NSP4			1-0	100-0									1-0
OSP1	7-0	21-9	16-0	50-0	8-0	25-0	1-0	3-1					32-0
PHP1			2-0	100-0									2-0
PHP2			2-0	40-0	1-0	20-0	2-0	40-0					5-0
TRP2	2-0	4-4	20-0	44-4	20-0	44-4	1-0	2-2			2-0	4-4	45-0
TOTALS	22-0	7-2	149-0	48-5	121-0	39-4	11-0	3-6	4-0	1-3			307-0

NOTE: THIS TABLE EXCLUDES UNCLASSIFIED PRELIMINARY EXAMINATIONS IN HISTORY,
CLASSICS, SOCIAL & POLITICAL SCIENCES AND ECONOMICS,
AND THE QUALIFYING EXAMINATION IN EDUCATION

ST60

ALL

UNIVERSITY RESULTS IN ORDINARY EXAMINATIONS 1989

05/07/89 PAGE 1

EXAMINATION	CLASS I NO	CLASS II(1) NO	CLASS II NO	CLASS II(2) NO	CLASS III NO	OTHERS NO	TOTAL NO
CST3							0.0
EST1							0.0
HST2							0.0
LET6							0.0
MLT2							0.0
NS01			2.0	100.0			2.0
SPT2							0.0
TOTALS			2.0	100.0			2.0

EXAMINATION	CLASS I NO	CLASS II(1) NO	CLASS II NO	CLASS II(2) NO	CLASS III NO	OTHERS NO	TOTAL NO
ANGLO-SAXON	4.0 11.8	20.0 52.8	8.0 23.5	2.0 5.9			34.0
ARCH./ANTH.	6.0 3.6	102.0 61.4	55.0 33.1	3.0 1.8			166.0
ARCHITECTURE	7.0 8.0	36.0 41.4	37.0 42.5	7.0 8.0			87.0
CHEMICAL ENGIN.	18.0 25.4	22.0 31.0	23.0 32.4	8.0 11.3			71.0
CLASSICS	16.0 9.4	98.0 57.6	48.0 28.2	8.0 4.7			170.0
COMPUTER SCI.	25.0 18.4	34.0 25.0	53.0 39.0	20.0 14.7	4.0 2.9		136.0
ECONOMICS	26.0 6.7	197.0 50.9	143.0 37.0	17.0 4.4	4.0 1.0		387.0
ENGINEERING	158.0 19.8	300.0 37.7	265.0 33.3	66.0 8.3	7.0 0.9		796.0
ELECT & INF SCI.	28.0 28.3	41.0 41.4	24.0 24.2	6.0 6.1			99.0
EDUCATION	3.0 2.3	65.0 49.6	58.0 44.3	5.0 3.8			131.0
ENGLISH	39.0 10.1	193.0 50.1	136.0 35.3	14.0 3.6	3.0 0.8		385.0
GEOGRAPHY	22.0 8.1	141.0 52.2	98.0 36.3	7.0 2.6	2.0 0.7		270.0
HISTORY OF ART	3.0 5.3	33.0 57.9	19.0 33.3	2.0 3.5			57.0
HISTORY	48.0 11.0	263.0 60.3	107.0 24.5	10.0 2.3	8.0 1.8		436.0
LAND ECONOMY	3.0 2.9	47.0 45.2	40.0 38.5	10.0 9.6	4.0 3.8		104.0
LAW	93.0 9.8	552.0 58.2	260.0 27.4	35.0 3.7	9.0 0.9		949.0
MATHEMATICS	226.0 31.3	44.0 6.1	353.0 48.8	74.0 10.2	26.0 3.6		723.0
MEDICAL SCI.	84.0 13.4	209.0 33.2	276.0 43.9	57.0 9.1	3.0 0.5		629.0
MANUFACT. ENGIN.	4.0 6.1	47.0 71.2	13.0 19.7	1.0 1.5	1.0 1.5		66.0
MANAGEMENT STUDS	6.0 12.0	28.0 56.0	14.0 28.0	1.0 2.0	1.0 2.0		50.0
MOD./MED. LANGS.	45.5 7.6	312.0 52.0	228.5 38.1	13.0 2.2	1.0 0.2		600.0
MUSIC	4.0 2.8	74.0 51.7	59.0 41.3	6.0 4.2			143.0
NATURAL SCI.	415.0 24.8	402.0 24.0	337.0 20.2	151.0 9.0	14.0 0.8		1672.0
ORIENTAL STUDIES	16.0 17.6	38.0 41.8	31.0 34.1	6.0 6.6			91.0
PHILOSOPHY	7.0 7.1	48.0 48.5	38.0 38.4	6.0 6.1			99.0
SOC./POL. SCI.	9.0 6.5	85.0 61.2	41.0 29.5	4.0 2.9			139.0
THEOLOGY	11.0 8.6	63.0 49.2	47.0 36.7	4.0 3.1	3.0 2.3		128.0
TOTALS	1326.5 15.4	3494.0 40.5	706.0 8.2	2458.5 28.5	543.0 6.3	90.0 1.0	8618.0

NOTE: THIS TABLE EXCLUDES UNCLASSIFIED PRELIMINARY EXAMINATIONS IN HISTORY, CLASSICS, SOCIAL & POLITICAL SCIENCES AND ECONOMICS, AND THE QUALIFYING EXAMINATION IN EDUCATION

UNIVERSITY RESULTS IN TRIPOS EXAMINATIONS 1989

EXAMINATION	CLASS I NO	CLASS II(1) NO	CLASS II NO	CLASS II(2) NO	CLASS III NO	OTHERS NO	TOTAL NO
AAT1		9.0 60.0		6.0 40.0			15.0
AAT2	1.0 6.7	7.0 46.7		7.0 46.7			15.0
AAT3	1.0 14.3	5.0 71.4		1.0 14.3			7.0
AAT4	1.0 14.3	4.0 57.1		2.0 28.6			7.0
ART0	2.0 10.5	7.0 36.8		9.0 47.4	1.0 5.3		19.0
ART1		6.0 40.0		7.0 46.7	2.0 13.3		15.0
ART2	1.0 9.1	5.0 45.5		4.0 36.4	1.0 9.1		11.0
AST1	1.0 25.0	3.0 75.0				4.0	4.0
CET1	9.0 25.7	10.0 28.6		12.0 34.3	4.0 11.4		35.0
CET2	5.0 25.0	7.0 35.0		6.0 30.0	2.0 10.0		20.0
CLT1	4.0 7.3	20.0 36.4		27.0 49.1	4.0 7.3		55.0
CLT2	6.0 13.3	29.0 64.4		6.0 13.3	4.0 8.9		45.0
CST0	9.0 19.6	14.0 30.4		18.0 39.1	5.0 10.9		46.0
CST1	5.0 15.6	7.0 21.9		11.0 34.4	7.0 21.9	2.0 6.3	32.0
CST3	2.0 22.2	2.0 22.2		2.0 22.2	2.0 22.2	1.0 11.1	9.0
CST6	7.0 18.9	10.0 27.0		15.0 40.5	4.0 10.8	1.0 2.7	37.0
ECT1	8.0 5.4	79.0 53.0		55.0 36.9	7.0 4.7		149.0
ECT2	14.0 10.4	63.0 46.7		48.0 35.6	7.0 5.2	3.0 2.2	135.0
EDT1		4.0 50.0		1.0 12.5	3.0 37.5		8.0
EGT0	61.0 22.1	107.0 38.8		80.0 29.0	25.0 9.1	3.0 1.1	276.0
EGT1	61.0 22.0	107.0 38.6		89.0 32.1	20.0 7.2		277.0
EGT2	26.0 19.7	52.0 35.4		49.0 37.1	4.0 3.0	1.0 0.8	132.0
ELT1	10.0 14.1	36.0 50.7		23.0 32.4	2.0 2.8		71.0
ELT2	14.0 13.5	46.0 44.2		37.0 35.6	5.0 4.8	2.0 1.9	104.0
EST1	27.0 28.7	38.0 40.4		23.0 24.5	6.0 6.4		94.0
GET0	7.0 12.7	16.0 29.1		26.0 47.3	4.0 7.3	2.0 3.6	55.0
GET1	3.0 6.7	29.0 64.4		11.0 24.4	2.0 4.4		45.0
GET2	5.0 9.4	31.0 58.5		17.0 32.1			53.0
HAT1		13.0 86.7		2.0 13.3			15.0

EXAMINATION	CLASS I NO	%	CLASS II(1) NO	%	CLASS II NO	%	CLASS II(2) NO	%	CLASS III NO	%	OTHERS NO	%	TOTAL NO
HST1	18.0	14.2	68.0	53.5	37.0	29.1	3.0	2.4	1.0	0.8	127.0		
HST2	23.0	17.2	84.0	62.7	25.0	18.7	2.0	1.5			134.0		
LET0			10.0	66.7	5.0	33.3					15.0		
LET1	1.0	3.6	8.0	28.6	11.0	39.3	5.0	17.9	3.0	10.7	28.0		
LET6			10.0	38.5	13.0	50.0	3.0	11.5			26.0		
LWH1	20.0	21.7	49.0	53.3	18.0	19.6	3.0	3.3	2.0	2.2	92.0		
LWTO	13.0	11.0	60.0	50.8	36.0	30.5	8.0	6.8	1.0	0.8	118.0		
LWT1	12.0	7.8	76.0	49.4	55.0	35.7	8.0	5.2	3.0	1.9	154.0		
LWT2	18.0	10.2	109.0	61.9	46.0	26.1	2.0	1.1	1.0	0.6	176.0		
MAT0	61.0	30.8			113.0	57.1	17.0	8.6	7.0	3.5	198.0		
MAT1	57.0	31.1			98.0	53.6	23.0	12.6	5.0	2.7	183.0		
MAT2	58.0	37.4			80.0	51.6	12.0	7.7	5.0	3.2	155.0		
MAT3	30.0	41.7	38.0	52.8			4.0	5.6			72.0		
MDTO	33.0	24.6	30.0	22.4	55.0	41.0	15.0	11.2	1.0	0.7	134.0		
MDT1	23.0	15.9	63.0	43.4	54.0	37.2	5.0	3.4			145.0		
MDT2	3.0	7.5	10.0	25.0	24.0	60.0	3.0	7.5			40.0		
MDT3	1.0	6.7	7.0	46.7	6.0	40.0	1.0	6.7			15.0		
MDT4	1.0	10.0	5.0	50.0	4.0	40.0					10.0		
MEY1	4.0	13.8	11.0	37.9	13.0	44.8	1.0	3.4			29.0		
MET2			27.0	96.4					1.0	3.6	28.0		
MGY1	4.0	10.0	20.0	50.0	14.0	35.0	1.0	2.5	1.0	2.5	40.0		
MLT1	10.5	10.9	49.0	51.0	33.0	34.4	3.5	3.6			96.0		
MLT2	9.0	13.0	40.0	58.0	20.0	29.0					69.0		
MUTO	1.0	3.8	17.0	65.4	7.0	26.9	1.0	3.8			26.0		
MUT1	2.0	5.7	12.0	34.3	19.0	54.3	2.0	5.7			35.0		
MUT2	1.0	5.6	8.0	44.4	9.0	50.0					18.0		
NST0	124.0	31.2			224.0	56.3	47.0	11.8	3.0	0.8	398.0		
NST1	94.0	26.0	103.0	28.5	118.0	32.7	42.0	11.6	6.0	1.1	361.0		
NST2	83.0	24.4	140.0	41.2	96.0	28.2	19.0	5.6	2.0	0.6	340.0		

EXAMINATION	CLASS I NO	%	CLASS II(1) NO	%	CLASS II NO	%	CLASS II(2) NO	%	CLASS III NO	%	OTHERS NO	%	TOTAL NO
NST3	5.0	33.3	3.0	20.0			7.0	46.7					15.0
NST4	1.0	4.8	11.0	52.4			8.0	38.1	1.0	4.8			21.0
OST1	1.0	5.0	5.0	25.0			12.0	60.0	2.0	10.0			20.0
OST2	1.0	16.7	2.0	33.3			3.0	50.0					6.0
OST3			1.0	100.0									1.0
PHT0	2.0	12.5	7.0	43.8			6.0	37.5	1.0	6.3			16.0
PHT1	2.0	9.1	8.0	36.4			11.0	50.0	1.0	4.5			22.0
PHT2	3.0	13.0	15.0	65.2			4.0	17.4	1.0	4.3			23.0
SPT1	2.0	7.7	16.0	61.5			8.0	30.8					26.0
SPT2	1.0	2.4	22.0	53.7			14.0	34.1	4.0	9.8			41.0
TRT1	3.0	25.0	4.0	33.3			5.0	41.7					12.0
TRT2	4.0	10.5	21.0	55.3			10.0	26.3	2.0	5.3	1.0	2.6	38.0
TOTALS	1019.5	19.3	1935.0	36.6	515.0	9.7	1400.0	26.5	359.5	6.8	60.0	1.1	5289.0

EXAMINATION	CLASS I NO	CLASS I %	CLASS II(1) NO	CLASS II %	CLASS II(2) NO	CLASS II(2) %	CLASS III NO	CLASS III %	OTHERS NO	OTHERS %	TOTAL NO
AAP2	1.0	8.3	6.0	50.0	4.0	33.3	1.0	8.3			12.0
AAP3					3.0	100.0					3.0
AAP4			4.0	57.1	3.0	42.9					7.0
ASP1	3.0	30.0	5.0	50.0	2.0	20.0					10.0
HAP1			4.0	44.4	4.0	44.4	1.0	11.1			9.0
HSP2			3.0	60.0	2.0	40.0					5.0
MLP1											0.0
MLP2	4.0	10.0	17.0	42.5	17.0	42.5	2.0	5.0			40.0
MSP2									1.0	100.0	1.0
OSP1	5.0	31.3	8.0	50.0	2.0	12.5	1.0	6.3			16.0
PHP1			2.0	100.0							2.0
PHP2			1.0	33.3	1.0	33.3	1.0	33.3			3.0
TRP2	1.0	3.7	13.0	48.1	11.0	40.7	1.0	3.7	1.0	3.7	27.0
TOTALS	14.0	10.4	63.0	46.7	49.0	36.3	7.0	5.2	2.0	1.5	135.0

NOTE: THIS TABLE EXCLUDES UNCLASSIFIED PRELIMINARY EXAMINATIONS IN HISTORY, CLASSICS, SOCIAL & POLITICAL SCIENCES AND ECONOMICS; AND THE QUALIFYING EXAMINATION IN EDUCATION

EXAMINATION	CLASS I NO	CLASS II(1) NO	CLASS II(2) NO	CLASS III NO	OTHERS NO	TOTAL NO
CST3						0.0
EST1						0.0
HST2						0.0
LET6						0.0
MLT2						0.0
NS01		2.0	100.0			2.0
SPT2						0.0
TOTALS			2.0			2.0

EXAMINATION	CLASS I NO %	CLASS II(1) NO %	CLASS II NO %	CLASS II(2) NO %	CLASS III NO %	OTHERS NO %	TOTAL NO
ANGLO-SAXON	4.0 28.6	8.0 57.1		2.0 14.3			14.0
ARCH./ANTH.	4.0 6.1	35.0 53.0		26.0 39.4	1.0 1.5		66.0
ARCHITECTURE	3.0 6.7	18.0 40.0		20.0 44.4	4.0 8.9		45.0
CHEMICAL ENGIN.	14.0 25.5	17.0 30.9		18.0 32.7	6.0 10.9		55.0
CLASSICS	10.0 10.0	49.0 49.0		33.0 33.0	8.0 8.0		100.0
COMPUTER SCI.	23.0 18.5	33.0 26.6		46.0 37.1	18.0 14.5	4.0 3.2	124.0
ECONOMICS	22.0 7.7	142.0 50.0		103.0 36.3	14.0 4.9	3.0 1.1	284.0
ENGINEERING	148.0 21.6	266.0 38.8		218.0 31.8	49.0 7.2	4.0 0.6	685.0
ELECT & INF SCI.	27.0 28.7	38.0 40.4		23.0 24.5	6.0 6.4		94.0
EDUCATION		4.0 50.0		1.0 12.5	3.0 37.5		8.0
ENGLISH	24.0 13.7	82.0 46.9		60.0 34.3	7.0 4.0	2.0 1.1	175.0
GEOGRAPHY	15.0 9.8	76.0 45.7		54.0 35.3	6.0 3.9	2.0 1.3	153.0
HISTORY OF ART		17.0 70.8		6.0 25.0	1.0 4.2		24.0
HISTORY	41.0 15.4	155.0 58.3		64.0 24.1	5.0 1.9	1.0 0.4	266.0
LAND ECONOMY	1.0 1.4	28.0 40.6		29.0 42.0	8.0 11.6	3.0 4.3	69.0
LAW	63.0 11.7	294.0 54.4		155.0 28.7	21.0 3.9	7.0 1.3	540.0
MATHEMATICS	206.0 33.9	38.0 6.3	291.0 47.9		52.0 8.6	21.0 3.5	608.0
MEDICAL SCI.	61.0 17.7	115.0 33.4		143.0 41.6	24.0 7.0	1.0 0.3	344.0
MANUFACT-ENGIN.	4.0 7.0	38.0 66.7		13.0 22.8	1.0 1.8	1.0 1.8	57.0
MANAGEMENT STUDS	4.0 10.0	20.0 50.0		14.0 35.0	1.0 2.5	1.0 2.5	40.0
MOD./MED. LANGS.	23.5 11.5	106.0 51.7		70.0 34.1	5.5 2.7		205.0
MUSIC	4.0 5.1	37.0 46.8		35.0 44.3	3.0 3.8		79.0
NATURAL SCI.	307.0 27.0	257.0 22.6	226.0 19.9	229.0 20.1	109.0 9.6	10.0 0.9	1138.0
ORIENTAL STUDIES	7.0 16.3	16.0 37.2		17.0 39.5	3.0 7.0		43.0
PHILOSOPHY	7.0 10.6	33.0 50.0		22.0 33.3	4.0 6.1		66.0
SOC./PCL. SCI.	3.0 4.5	38.0 56.7		22.0 32.8	4.0 6.0		67.0
THEOLOGY	8.0 10.4	38.0 49.4		26.0 33.8	3.0 3.9	2.0 2.6	77.0
TOTALS	1033.5 19.0	1998.0 36.8	517.0 9.5	1449.0 26.7	366.5 6.8	62.0 1.1	5426.0

NOTE: THIS TABLE EXCLUDES UNCLASSIFIED PRELIMINARY EXAMINATIONS IN HISTORY, CLASSICS, SOCIAL & POLITICAL SCIENCES AND ECONOMICS; AND THE QUALIFYING EXAMINATION IN EDUCATION

EXAMINATION	CLASS I NO	%	CLASS II(1) NO	%	CLASS II NO	%	CLASS II(2) NO	%	CLASS III NO	%	OTHERS NO	%	TOTAL NO
AAT1			18.0	60.0	11.0	36.7	1.0	3.3					30.0
AAT2	1.0	4.2	18.0	75.0	4.0	16.7	1.0	4.2					24.0
AAT3			2.0	25.0	6.0	75.0							8.0
AAT4			10.0	90.9	1.0	9.1							11.0
ART0	1.0	6.3	8.0	50.0	6.0	37.5	1.0	6.3					16.0
ART1	1.0	7.1	4.0	28.6	7.0	50.0	2.0	14.3					14.0
ART2	2.0	16.7	6.0	50.0	4.0	33.3							12.0
AST1			6.0	66.7	2.0	22.2	1.0	11.1					9.0
CET1	2.0	20.0	2.0	20.0	4.0	40.0	2.0	20.0					10.0
CET2	2.0	33.3	3.0	50.0	1.0	16.7							6.0
CLT1	3.0	8.8	21.0	61.8	10.0	29.4							34.0
CLT2	3.0	8.3	28.0	77.8	5.0	13.9							36.0
CST0	2.0	28.6	1.0	14.3	3.0	42.9	1.0	14.3					7.0
CST1					1.0	100.0							1.0
CST3							1.0	100.0					1.0
CST6					3.0	100.0							3.0
ECT1	2.0	3.1	36.0	56.3	24.0	37.5	1.0	1.6		1.0	1.6		64.0
ECT2	2.0	5.1	19.0	48.7	16.0	41.0	2.0	5.1					39.0
EGT1	3.0	2.4	61.0	49.6	57.0	46.3	2.0	1.6					123.0
EGT0	3.0	5.7	12.0	22.6	26.0	49.1	9.0	17.0		3.0	5.7		53.0
EGT1	3.0	8.8	11.0	32.4	14.0	41.2	6.0	17.6					34.0
EGT2	4.0	16.7	11.0	45.8	7.0	29.2	2.0	8.3					24.0
ELT1	8.0	8.2	43.0	44.3	41.0	42.3	4.0	4.1		1.0	1.0		97.0
ELT2	7.0	6.2	68.0	60.2	35.0	31.0	3.0	2.7					113.0
EST1	1.0	20.0	3.0	60.0	1.0	20.0							5.0
GET0	1.0	2.2	17.0	37.0	28.0	60.9							46.0
GET1	3.0	8.1	23.0	62.2	10.0	27.0	1.0	2.7					37.0
GET2	3.0	8.8	25.0	73.5	6.0	17.6							34.0
HAT1	3.0	12.0	15.0	60.0	6.0	24.0	1.0	4.0					25.0

5

EXAMINATION	CLASS I NO	CLASS I(1) NO	CLASS I(2) NO	CLASS III NO	OTHERS NO	TOTAL NO
HST1	2.0	45.0	31.0	5.0	6.0	89.0
HST2	5.0	62.0	8.0		1.0	76.0
LET0	1.0	6.0	3.0	1.0		11.0
LET1	1.0	1.0	1.0			3.0
LET6		12.0	7.0	1.0	1.0	21.0
LWM1	6.0	29.0	8.0	1.0		44.0
LAT0	9.0	65.0	28.0	8.0		110.0
LWT1	7.0	92.0	49.0	5.0	2.0	155.0
LWT2	8.0	72.0	20.0			100.0
MAT0	8.0	24.0	11.0	23.9	3.0	66.0
MAT1	6.0	17.0	5.0	16.7	2.0	46.0
MAT2	4.0	21.0	6.0	19.4		46.0
MAT3	2.0	6.0				8.0
MDT0	9.0	31.0	66.0	19.0	1.0	126.0
MDT1	10.0	42.0	51.0	8.0	1.0	112.0
MDT2	2.0	14.0	13.0	5.0		34.0
MDT3		4.0	2.0	1.0		7.0
MDT4	2.0	3.0	1.0	14.3		6.0
NET1		5.0				5.0
NET2		4.0				4.0
MGT1	2.0	8.0				10.0
MLT1	13.0	100.0	85.5	5.5	1.0	205.0
MLT2	5.0	64.0	38.0			107.0
MUT0		11.0	12.0	1.0		24.0
MUT1		14.0	9.0	1.0		24.0
MUT2		12.0	3.0	1.0		16.0
NST0	31.0	127.0	23.0	12.6	1.0	182.0
NST1	45.0	55.0	61.0	10.0	1.0	172.0
NST2	28.0	82.0	39.0	9.0		158.0

EXAMINATION	CLASS I NO	CLASS I %	CLASS II(1) NO	CLASS II %	CLASS II(2) NO	CLASS III %	OTHERS NO	TOTAL NO					
NST3	3.0	23.1	4.0	30.8	6.0	46.2		13.0					
NST4	1.0	14.3	3.0	42.9	2.0	28.6	1.0	7.0					
OST1	3.0	15.8	6.0	31.6	7.0	36.8	3.0	19.0					
OST2	4.0	30.8	8.0	61.5	1.0	7.7		13.0					
PHT0			3.0	27.3	8.0	72.7		11.0					
PHT1			6.0	50.0	6.0	50.0		12.0					
PHT2			5.0	62.5	2.0	25.0	1.0	8.0					
SPT1	5.0	17.2	12.0	41.4	12.0	41.4		29.0					
SPT2	1.0	2.3	35.0	81.4	7.0	16.3		43.0					
TRT1	2.0	11.8	7.0	41.2	7.0	41.2	1.0	17.0					
TRT2			11.0	68.8	5.0	31.3		16.0					
TOTALS	285.0	9.4	1410.0	46.7	189.0	6.3	937.5	31.0	172.5	5.7	26.0	0.9	3020.0

EXAMINATION	CLASS I NO	CLASS II(1) NO	CLASS II NO	CLASS II(2) NO	CLASS III NO	OTHERS NO	TOTAL NO
AAP2		10.0		4.0			14.0
AAP3	1.0	2.0		2.0			5.0
AAP4		7.0		1.0			8.0
ASP1		6.0		4.0	1.0		11.0
HAP1		1.0		7.0			8.0
HSP2		1.0		4.0			5.0
MLP1				1.0	50.0		2.0
MLP2	4.0	42.0		34.0	1.0		81.0
NSP2						1.0	1.0
NSP4							1.0
OSP1	2.0	8.0		6.0			16.0
PHP2		1.0			50.0		2.0
TRP2	1.0	7.0		9.0		1.0	18.0
TOTALS	8.0	86.0		72.0	4.0	2.0	172.0

NOTE: THIS TABLE EXCLUDES UNCLASSIFIED PRELIMINARY EXAMINATIONS IN HISTORY, CLASSICS, SOCIAL & POLITICAL SCIENCES AND ECONOMICS; AND THE QUALIFYING EXAMINATION IN EDUCATION

EXAMINATION	CLASS I NO	CLASS II(1) NO	CLASS II NO	CLASS II(2) NO	CLASS III NO	OTHERS NO	TOTAL NO						
ANGLO-SAXON	2.0	12.0	60.0	6.0	30.0	2.0	10.0	20.0					
ARCH./ANTH.	2.0	2.0	67.0	29.0	29.0	2.0	2.0	100.0					
ARCHITECTURE	4.0	9.5	18.0	42.9	17.0	40.5	3.0	7.1	42.0				
CHEMICAL ENGIN.	4.0	25.0	5.0	31.3	5.0	31.3	2.0	12.5	16.0				
CLASSICS	6.0	8.6	49.0	70.0	15.0	21.4			70.0				
COMPUTER SCI.	2.0	16.7	1.0	8.3	7.0	58.3	2.0	16.7	12.0				
ECONOMICS	4.0	3.9	55.0	53.4	40.0	38.8	3.0	2.9	1.0	1.0	103.0		
ENGINEERING	10.0	9.0	34.0	30.6	47.0	42.3	17.0	15.3	3.0	2.7	111.0		
ELECT & INF SCI.	1.0	20.0	3.0	60.0	1.0	20.0					5.0		
EDUCATION	3.0	2.4	61.0	49.6	57.0	46.3	2.0	1.6			123.0		
ENGLISH	15.0	7.1	111.0	52.9	76.0	36.2	7.0	3.3	1.0	0.5	210.0		
GEOGRAPHY	7.0	6.0	65.0	55.6	44.0	37.6	1.0	0.9			117.0		
HISTORY OF ART	3.0	9.1	16.0	48.5	13.0	39.4	1.0	3.0			33.0		
HISTORY	7.0	4.1	108.0	63.5	43.0	25.3	5.0	2.9	7.0	4.1	170.0		
LAND ECONOMY	2.0	5.7	19.0	54.3	11.0	31.4	2.0	5.7	1.0	2.9	35.0		
LAW	30.0	7.3	258.0	63.1	105.0	25.7	14.0	3.4	2.0	0.5	409.0		
MATHEMATICS	20.0	17.4	6.0	5.2	62.0	53.9	22.0	19.1	5.0	4.3	115.0		
MEDICAL SCI.	23.0	8.1	94.0	33.0	133.0	46.7	33.0	11.6	2.0	0.7	285.0		
MANUFACT. ENGIN.			9.0	100.0							9.0		
MANAGEMENT STUDS	2.0	20.0	8.0	80.0							10.0		
MOD./MED. LANGS.	22.0	5.6	206.0	52.2	158.5	40.1	7.5	1.9	1.0	0.3	395.0		
MUSIC			37.0	57.8	24.0	37.5	3.0	4.7			64.0		
NATURAL SCI.	108.0	20.2	145.0	27.2	127.0	23.8	108.0	20.2	42.0	7.9	4.0	0.7	534.0
ORIENTAL STUDIES	9.0	18.8	22.0	45.8	14.0	29.2	3.0	6.3				48.0	
PHILOSOPHY			15.0	45.5	16.0	48.5	2.0	6.1				33.0	
SOC./POL. SCI.	6.0	8.3	47.0	65.3	19.0	26.4						72.0	
THEOLOGY	3.0	5.9	25.0	49.0	21.0	41.2	1.0	2.0	1.0	2.0		51.0	
TOTALS	293.0	9.2	1496.0	46.9	189.0	5.9	1009.5	31.6	176.5	5.5	28.0	0.9	3192.0

NOTE: THIS TABLE EXCLUDES UNCLASSIFIED PRELIMINARY EXAMINATIONS IN HISTORY,
CLASSICS, SOCIAL & POLITICAL SCIENCES AND ECONOMICS,
AND THE QUALIFYING EXAMINATION IN EDUCATION

COLLEGE	CLASS I NO	CLASS I %	CLASS II(1) NO	CLASS II %	CLASS II NO	CLASS II(2) NO	CLASS II(2) %	CLASS III NO	CLASS III %	OTHERS NO	OTHERS %	TOTAL NO	
CHRIST'S	77.0	23.1	118.0	35.4	35.0	10.5	92.0	27.6	10.0	3.0	1.0	0.3	333.0
CHURCHILL	71.0	20.7	123.5	36.0	36.0	10.5	83.5	24.3	24.0	7.0	5.0	1.5	343.0
CLARE	60.0	18.1	137.0	41.4	31.0	9.4	75.5	22.8	24.5	7.4	3.0	0.9	331.0
CLARE HALL	1.0	16.7	5.0	83.3									6.0
CORPUS CHRISTI	29.0	14.5	80.0	40.0	19.0	9.5	61.0	30.5	8.0	4.0	3.0	1.5	200.0
DARWIN	2.0	18.2	7.0	63.6			2.0	18.2					11.0
DOWNING	63.0	19.0	141.5	42.7	25.0	7.6	83.5	25.2	17.0	5.1	1.0	0.3	331.0
EMMANUEL	44.0	12.8	151.5	44.0	34.0	9.9	103.0	29.9	9.5	2.8	2.0	0.6	344.0
FITZWILLIAM	38.0	11.3	147.0	43.6	26.0	7.7	99.0	29.4	26.0	7.7	1.0	0.3	337.0
GIRTON	43.0	9.8	167.0	38.0	39.0	8.9	147.0	33.5	36.0	8.2	7.0	1.6	439.0
GONVILLE & CAIUS	76.0	19.7	155.0	40.3	20.0	5.2	105.0	27.3	26.0	6.8	3.0	0.8	385.0
HOMERTON	2.0	1.6	63.0	49.2			58.0	45.3	5.0	3.9			128.0
HUGHES HALL	1.0	5.3	7.0	36.8			6.0	31.6	4.0	21.1	1.0	5.3	19.0
JESUS	51.5	14.2	159.0	43.9	35.0	9.7	84.5	23.3	26.0	7.2	6.0	1.7	362.0
KING'S	57.5	18.3	113.0	36.0	38.0	12.1	86.5	27.5	17.0	5.4	2.0	0.6	314.0
LUCY CAVENDISH	3.5	9.0	13.5	34.6			17.0	43.6	4.0	10.3	1.0	2.6	39.0
MAGDALENE	23.5	8.1	100.0	34.5	21.0	7.2	116.5	40.2	25.0	8.6	4.0	1.4	290.0
NEW HALL	13.0	5.7	94.0	41.4	14.0	6.2	88.5	39.0	12.5	5.5	5.0	2.2	227.0
NEWNHAM	37.0	11.0	149.0	44.2	29.0	8.6	92.0	27.3	27.0	8.0	3.0	0.9	337.0
PEMBROKE	41.5	14.2	117.0	39.9	22.0	7.5	88.5	30.2	22.0	7.5	2.0	0.7	293.0
PETERHOUSE	29.0	16.0	68.0	37.6	20.0	11.0	50.0	27.6	10.0	5.5	4.0	2.2	181.0
QUEENS'	101.5	25.7	159.0	40.3	35.0	8.9	80.5	20.4	17.0	4.3	2.0	0.5	395.0
ROBINSON	38.0	11.1	125.5	36.8	21.0	6.2	117.0	34.3	35.5	10.4	4.0	1.2	341.0
ST CATHARINE'S	46.0	13.5	130.5	38.3	35.0	10.3	92.5	27.1	28.0	8.2	9.0	2.6	341.0
ST EDMUND'S			10.0	47.6			10.0	47.6			1.0	4.8	21.0
ST JOHN'S	91.5	19.7	200.0	43.1	47.0	10.1	105.5	22.7	17.0	3.7	3.0	0.6	464.0
SELWYN	27.0	9.3	118.5	40.9	22.0	7.6	99.5	34.3	20.0	6.9	3.0	1.0	290.0
SIDNEY SUSSEX	40.5	14.6	123.5	44.4	20.0	7.2	79.0	28.4	14.0	5.0	1.0	0.4	278.0
TRINITY	141.0	24.1	201.5	34.5	66.0	11.0	121.5	20.8	51.0	8.7	5.0	0.9	584.0

COLLEGE	CLASS I NO	CLASS I %	CLASS II(1) NO	CLASS II %	CLASS II(2) NO	CLASS III NO	CLASS III %	OTHERS NO	OTHERS %	TOTAL NO			
TRINITY HALL	52.5	18.2	129.5	44.8	16.0	5.5	75.0	26.0	12.0	4.2	4.0	1.4	289.0
WOLFSON	3.0	5.4	31.0	55.4			18.0	32.1	4.0	7.1			56.0
TOTALS	1304.5	15.7	3345.0	40.3	704.0	8.5	2337.5	28.1	532.0	6.4	86.0	1.0	8309.0

COLLEGE	CLASS I NO	CLASS I(1) NO	CLASS II NO	CLASS II(2) NO	CLASS III NO	OTHERS NO	TOTAL NO
CHRIST'S		4.0 50.0		3.0 37.5	1.0 12.5		8.0
CHURCHILL		5.0 71.4			2.0 28.6		7.0
CLARE	2.0 14.3	8.0 57.1		3.0 21.4	1.0 7.1		14.0
CORPUS CHRISTI	1.0 12.5	5.0 62.5		2.0 25.0			8.0
DOWNING	1.0 10.0	6.0 60.0		3.0 30.0			10.0
EMMANUEL		5.0 35.7		9.0 64.3			14.0
FITZWILLIAM	1.0 4.8	15.0 71.4		5.0 23.8			21.0
GIRTON	2.0 9.5	9.0 42.9		9.0 42.9	1.0 4.8		21.0
SONVILLE & CAIUS		5.0 62.5		2.0 25.0	1.0 12.5		8.0
JESUS		7.0 70.0		3.0 30.0			10.0
KING'S	2.0 13.3	6.0 40.0		4.0 26.7	2.0 13.3	1.0 6.7	15.0
LUCY CAVENDISH		1.0 50.0			1.0 50.0		2.0
MAGDALENE	1.0 11.1	5.0 55.6		3.0 33.3			9.0
NEW HALL		6.0 46.2		7.0 53.8			13.0
NEWNHAM		10.0 71.4		2.0 14.3	1.0 7.1	1.0 7.1	14.0
PEMBROKE	2.0 14.3	6.0 42.9		5.0 35.7	1.0 7.1		14.0
PETERHOUSE	2.0 50.0			2.0 50.0			4.0
QUEENS'	1.0 10.0	4.0 40.0		5.0 50.0			10.0
ROBINSON		4.0 50.0		3.0 37.5	1.0 12.5		8.0
ST CATHARINE'S	1.0 7.7	4.0 30.8		8.0 61.5			13.0
ST EDMUND'S				2.0 100.0			2.0
ST JOHN'S	2.0 6.5	11.0 35.5		18.0 58.1			31.0
SELWYN	1.0 7.7	5.0 38.5		7.0 53.8			13.0
SIDNEY SUSSEX	1.0 14.3	3.0 42.9		3.0 42.9			7.0
TRINITY	1.0 5.0	9.0 45.0		10.0 50.0			20.0
TRINITY HALL	1.0 10.0	6.0 60.0		2.0 20.0		1.0 10.0	10.0
WOLFSON				1.0 100.0			1.0
TOTALS	22.0 7.2	149.0 48.5		121.0 39.4	11.0 3.6	4.0 1.3	307.0

NOTE: THIS TABLE EXCLUDES UNCLASSIFIED PRELIMINARY EXAMINATIONS IN HISTORY,
CLASSICS, SOCIAL & POLITICAL SCIENCES AND ECONOMICS,
AND THE QUALIFYING EXAMINATION IN EDUCATION

COLLEGE	CLASS I NO	CLASS II(1) NO	CLASS II NO	CLASS II(2) NO	CLASS III NO	OTHERS NO	TOTAL NO
CHURCHILL			1.0 100.0				1.0
CORPUS CHRISTI							0.0
EMMANUEL							0.0
GONVILLE & CAIUS							0.0
PEMBROKE							0.0
ROBINSON			1.0 100.0				1.0
TRINITY							0.0
TOTALS			2.0 100.0				2.0

COLLEGE	CLASS I NO	%	CLASS II(1) NO	%	CLASS II NO	%	CLASS II(2) NO	%	CLASS III NO	%	OTHERS NO	%	TOTAL NO
KING'S	59.5	18.1	119.0	36.2	38.0	11.6	90.5	27.5	19.0	5.8	3.0	0.9	329.0
PETERHOUSE	31.0	16.8	68.0	36.8	20.0	10.8	52.0	28.1	10.0	5.4	4.0	2.2	185.0
PEMBROKE	43.5	14.2	123.0	40.1	22.0	7.2	93.5	30.5	23.0	7.5	2.0	0.7	307.0
GONVILLE & CAIUS	76.0	19.3	160.0	40.7	20.0	5.1	107.0	27.2	27.0	6.9	3.0	0.8	393.0
CORPUS CHRISTI	30.0	14.4	85.0	40.9	19.0	9.1	63.0	30.3	8.0	3.8	3.0	1.4	208.0
SELWYN	28.0	9.2	123.5	40.8	22.0	7.3	106.5	35.1	20.0	6.6	3.0	1.0	303.0
CLARE	62.0	18.0	145.0	42.0	31.0	9.0	78.5	22.8	25.5	7.4	3.0	0.9	345.0
TRINITY HALL	53.5	17.9	135.5	45.3	16.0	5.4	77.0	25.8	12.0	4.0	5.0	1.7	299.0
JESUS	51.5	13.8	166.0	44.6	35.0	9.4	87.5	23.5	26.0	7.0	6.0	1.6	372.0
MAGDALENE	24.5	8.2	105.0	35.1	21.0	7.0	119.5	40.0	25.0	8.4	4.0	1.3	299.0
TRINITY	142.0	23.5	210.5	34.9	64.0	10.6	131.5	21.8	51.0	8.4	5.0	0.8	604.0
DOWNING	64.0	18.8	147.5	43.3	25.0	7.3	86.5	25.4	17.0	5.0	1.0	0.3	341.0
CHURCHILL	71.0	20.2	128.5	36.6	37.0	10.5	83.5	23.8	26.0	7.4	5.0	1.4	351.0
QUEENS'	102.5	25.3	163.0	40.2	35.0	8.6	85.5	21.1	17.0	4.2	2.0	0.5	405.0
ST CATHARINE'S	47.0	13.3	134.5	38.0	35.0	9.9	100.5	28.4	28.0	7.9	9.0	2.5	354.0
CHRIST'S	77.0	22.6	122.0	35.8	35.0	10.3	95.0	27.9	11.0	3.2	1.0	0.3	341.0
ST JOHN'S	93.5	18.9	211.0	42.6	47.0	9.5	123.5	24.9	17.0	3.4	3.0	0.6	495.0
EMMANUEL	44.0	12.3	156.5	43.7	34.0	9.5	112.0	31.3	9.5	2.7	2.0	0.6	358.0
SIDNEY SUSSEX	41.5	14.6	126.5	44.4	20.0	7.0	82.0	28.8	14.0	4.9	1.0	0.4	285.0
FITZWILLIAM	39.0	10.9	162.0	45.3	26.0	7.3	104.0	29.1	26.0	7.3	1.0	0.3	358.0
ROBINSON	38.0	10.9	129.5	37.0	22.0	6.3	120.0	34.3	36.5	10.4	4.0	1.1	350.0
GIRTON	45.0	9.8	176.0	38.3	39.0	8.5	156.0	33.9	36.0	7.8	8.0	1.7	460.0
NEWHAM	37.0	10.5	159.0	45.3	29.0	8.3	94.0	26.8	28.0	8.0	4.0	1.1	351.0
NEW HALL	13.0	5.4	100.0	41.7	14.0	5.8	95.5	39.8	12.5	5.2	5.0	2.1	240.0
ST EDMUND'S			10.0	43.5			12.0	52.2			1.0	4.3	23.0
CLARE HALL	1.0	16.7	5.0	83.3									6.0
DARWIN	2.0	18.2	7.0	63.6			2.0	18.2					11.0
WOLFSON	3.0	5.3	31.0	54.4			19.0	33.3	4.0	7.0			57.0
LUCY CAVENDISH	3.5	8.5	14.5	35.4			17.0	41.5	5.0	12.2	1.0	2.4	41.0

COLLEGE	CLASS I NO	CLASS I %	CLASS II(1) NO	CLASS II %	CLASS II(2) NO	CLASS II(2) %	CLASS III NO	CLASS III %	OTHERS NO	OTHERS %	TOTAL NO		
HUGHES HALL	1.0	5.3	7.0	36.8	6.0	31.6	4.0	21.1	1.0	5.3	19.0		
HOMERTON	2.0	1.6	63.0	49.2	58.0	45.3	5.0	3.9			128.0		
TOTALS	1326.5	15.4	3494.0	40.5	706.0	8.2	2458.5	28.5	543.0	6.3	90.0	1.0	8618.0

NOTE: THIS TABLE EXCLUDES UNCLASSIFIED PRELIMINARY EXAMINATIONS IN HISTORY,
CLASSICS, SOCIAL & POLITICAL SCIENCES AND ECONOMICS,
AND THE QUALIFYING EXAMINATION IN EDUCATION

COLLEGE	CLASS I NO	CLASS I(1) NO	CLASS II NO	CLASS II(2) NO	CLASS III NO	OTHERS NO	TOTAL NO
CHRIST'S	56.0 25.3	74.0 33.5	29.0 13.1	56.0 25.3	5.0 2.3	1.0 0.5	221.0
CHURCHILL	62.0 22.8	96.5 35.5	30.0 11.0	62.5 23.0	17.0 6.3	4.0 1.5	272.0
CLARE	47.0 23.7	69.5 35.1	26.0 13.1	41.0 20.7	13.5 6.8	1.0 0.5	198.0
CLARE HALL	1.0 33.3	2.0 66.7					3.0
CORPUS CHRISTI	26.0 17.8	46.0 31.5	16.0 11.0	49.0 33.6	6.0 4.1	3.0 2.1	146.0
DARWIN	2.0 22.2	5.0 55.6		2.0 22.2			9.0
DOWING	42.0 18.5	95.5 42.1	20.0 8.8	57.5 25.3	11.0 4.8	1.0 0.4	227.0
EMMANUEL	32.0 14.9	88.5 41.2	25.0 11.6	62.0 28.8	6.5 3.0	1.0 0.5	215.0
FITZWILLIAM	35.0 14.5	95.0 39.3	20.0 8.3	70.0 28.9	22.0 9.1		242.0
GERTON	34.0 14.1	81.0 33.6	25.0 10.4	74.0 30.7	21.0 8.7	6.0 2.5	241.0
GONVILLE & CAIUS	67.0 24.5	105.0 38.3	15.0 5.5	66.0 24.1	19.0 6.9	2.0 0.7	274.0
HOMERTON		3.0 42.9		1.0 14.3	3.0 42.9		7.0
HUGHES HALL	1.0 5.9	5.0 29.4		6.0 35.3	4.0 23.5	1.0 5.9	17.0
JESUS	40.0 15.5	107.0 41.5	26.0 10.1	59.0 22.9	21.0 8.1	5.0 1.9	258.0
KING'S	42.5 22.6	56.5 30.1	24.0 12.8	50.0 26.6	14.0 7.4	1.0 0.5	188.0
MAGDALENE	22.5 8.5	93.0 35.2	18.0 6.8	104.5 39.6	22.0 8.3	4.0 1.5	264.0
PEMBROKE	36.5 16.7	80.5 36.9	18.0 8.3	63.0 28.9	18.0 8.3	2.0 0.9	218.0
PETERHOUSE	28.0 20.1	48.0 34.5	17.0 12.2	35.0 25.2	9.0 6.5	2.0 1.4	139.0
QUEENS'	78.0 29.8	84.5 32.3	26.0 9.9	60.5 23.1	11.0 4.2	2.0 0.8	262.0
ROBINSON	32.0 13.6	82.5 35.0	17.0 7.2	76.5 32.4	26.0 11.0	2.0 0.8	236.0
ST CATHARINE'S	39.0 17.9	77.5 35.6	24.0 11.0	53.0 24.3	17.5 8.0	7.0 3.2	218.0
ST EDMUND'S		9.0 56.3		6.0 37.5		1.0 6.3	16.0
ST JOHN'S	67.5 20.6	133.5 40.8	37.0 11.3	73.0 22.3	13.0 4.0	3.0 0.9	327.0
SELWYN	23.0 11.3	77.5 38.0	18.0 8.8	67.5 33.1	15.0 7.4	3.0 1.5	204.0
SIDNEY SUSSEX	33.0 17.5	77.0 40.7	20.0 10.6	51.0 27.0	8.0 4.2		189.0
TRINITY	125.0 26.9	144.0 31.0	54.0 11.6	93.0 20.0	45.0 9.7	4.0 0.9	465.0
TRINITY HALL	44.5 22.0	80.5 39.9	10.0 5.0	52.0 25.7	11.0 5.4	4.0 2.0	202.0
WOLFSON	3.0 9.7	18.0 58.1		9.0 29.0	1.0 3.2		31.0
TOTALS	1019.5 19.3	1935.0 36.6	515.0 9.7	1400.0 26.5	359.5 6.8	60.0 1.1	5289.0

120

COLLEGE	CLASS I NO	CLASS II(1) NO	CLASS II NO	CLASS II(2) NO	CLASS III NO	OTHERS NO	TOTAL NO				
CHRIST'S	1.0	2.0	2.0	2.0	1.0		5.0				
CHURCHILL		3.0	60.0		2.0	40.0	5.0				
CLARE	1.0	25.0		2.0	50.0	1.0	4.0				
CORPUS CHRISTI	1.0	25.0	2.0	50.0	1.0	25.0	4.0				
DOWNING	1.0	33.3	2.0	66.7			3.0				
EYMANUEL			2.0	50.0	2.0	50.0	4.0				
FITZWILLIAM			9.0	75.0	3.0	25.0	12.0				
GIRTON			4.0	33.3	7.0	58.3	1.0				
GONVILLE & CAIUS			3.0	60.0	1.0	20.0	12.0				
JESUS			2.0	50.0	2.0	50.0	5.0				
KING'S	1.0	14.3	3.0	42.9	1.0	14.3	7.0				
MAGDALENE	1.0	12.5	4.0	50.0	3.0	37.5	8.0				
PEMBROKE	1.0	20.0	3.0	60.0	1.0	20.0	5.0				
PETERHOUSE	2.0	100.0					2.0				
QUEENS'							0.0				
ROBINSON			3.0	50.0	2.0	33.3	6.0				
ST CATHARINE'S	1.0	16.7	2.0	33.3	3.0	50.0	6.0				
ST EDMUND'S					1.0	100.0	1.0				
ST JOHN'S	2.0	11.1	8.0	44.4	8.0	44.4	18.0				
SELWYN	1.0	12.5	3.0	37.5	4.0	50.0	8.0				
SIDNEY SUSSEX	1.0	50.0			1.0	50.0	2.0				
TRINITY			5.0	62.5	3.0	37.5	8.0				
TRINITY HALL	1.0	20.0	3.0	60.0	1.0	20.0	5.0				
WOLFSON					1.0	100.0	1.0				
TOTALS	14.0	10.4	63.0	46.7	49.0	36.3	7.0	5.2	2.0	1.5	135.0

NOTE: THIS TABLE EXCLUDES UNCLASSIFIED PRELIMINARY EXAMINATIONS IN HISTORY, CLASSICS, SOCIAL & POLITICAL SCIENCES AND ECONOMICS; AND THE QUALIFYING EXAMINATION IN EDUCATION

COLLEGE	CLASS I NO	CLASS II(1) NO	CLASS II NO	CLASS II(2) NO	CLASS III NO	OTHERS NO	TOTAL NO
CHURCHILL			1.0				1.0
CORPUS CHRISTI							0.0
EMMANUEL							0.0
GONVILLE & CAIUS							0.0
PEMBROKE							0.0
ROBINSON			1.0				1.0
TRINITY							0.0
TOTALS			2.0				2.0

COLLEGE	CLASS I NO	CLASS II(1) NO	CLASS II NO	CLASS II(2) NO	CLASS III NO	OTHERS NO	TOTAL NO						
KING'S	43.5	22.3	59.5	30.5	24.0	12.3	51.0	26.2	15.0	7.7	2.0	1.0	195.0
PETERHOUSE	30.0	21.3	48.0	34.0	17.0	12.1	35.0	24.8	9.0	6.4	2.0	1.4	141.0
PEMBROKE	37.5	16.8	83.5	37.4	18.0	8.1	64.0	28.7	18.0	8.1	2.0	0.9	223.0
GONVILLE & CAIUS	67.0	24.0	108.0	38.7	15.0	5.4	67.0	24.0	20.0	7.2	2.0	0.7	279.0
CORPUS CHRISTI	27.0	18.0	48.0	32.0	16.0	10.7	50.0	33.3	6.0	4.0	3.0	2.0	150.0
SELWYN	24.0	11.3	80.5	38.0	18.0	8.5	71.5	33.7	15.0	7.1	3.0	1.4	212.0
CLARE	48.0	23.8	69.5	34.4	26.0	12.9	43.0	21.3	14.5	7.2	1.0	0.5	202.0
TRINITY HALL	45.5	22.0	83.5	40.3	10.0	4.8	53.0	25.6	11.0	5.3	4.0	1.9	207.0
JESUS	40.0	15.3	109.0	41.6	26.0	9.9	61.0	23.3	21.0	8.0	5.0	1.9	262.0
MAGDALENE	23.5	8.6	97.0	35.7	18.0	6.6	107.5	39.5	22.0	8.1	4.0	1.5	272.0
TRINITY	125.0	26.4	149.0	31.5	54.0	11.4	96.0	20.3	45.0	9.5	4.0	0.8	473.0
DOWNING	43.0	18.7	97.5	42.4	20.0	8.7	57.5	25.0	11.0	4.8	1.0	0.4	230.0
CHURCHILL	62.0	22.3	99.5	35.8	31.0	11.2	62.5	22.5	19.0	6.8	4.0	1.4	278.0
QUEENS'	78.0	29.8	84.5	32.3	26.0	9.9	60.5	23.1	11.0	4.2	2.0	0.8	262.0
ST CATHARINE'S	40.0	17.9	79.5	35.5	24.0	10.7	56.0	25.0	17.5	7.8	7.0	3.1	224.0
CHRIST'S	56.0	24.8	76.0	33.6	29.0	12.8	58.0	25.7	6.0	2.7	1.0	0.4	226.0
ST JOHN'S	69.5	20.1	141.5	41.0	37.0	10.7	81.0	23.5	13.0	3.8	3.0	0.9	345.0
EMMANUEL	32.0	14.6	90.5	41.3	25.0	11.4	64.0	29.2	6.5	3.0	1.0	0.5	219.0
SIDNEY SUSSEX	34.0	17.8	77.0	40.3	20.0	10.5	52.0	27.2	8.0	4.2			191.0
FITZWILLIAM	35.0	13.8	104.0	40.9	20.0	7.9	73.0	28.7	22.0	8.7			254.0
ROBINSON	32.0	13.2	85.5	35.2	18.0	7.4	78.5	32.3	27.0	11.1	2.0	0.8	243.0
GIRTON	34.0	13.4	85.0	33.6	25.0	9.9	81.0	32.0	21.0	8.3	7.0	2.8	253.0
ST EDMUND'S			9.0	52.9			7.0	41.2			1.0	5.9	17.0
CLARE HALL	1.0	33.3	2.0	66.7									3.0
DARWIN	2.0	22.2	5.0	55.6			2.0	22.2					9.0
WOLFSON	3.0	9.4	18.0	56.3			10.0	31.3	1.0	3.1			32.0
HUGHES HALL	1.0	5.9	5.0	29.4			6.0	35.3	4.0	23.5	1.0	5.9	17.0
HOWERTON			3.0	42.9			1.0	14.3	3.0	42.9			7.0
TOTALS	1033.5	19.0	1998.0	36.8	517.0	9.5	1449.0	26.7	366.5	6.8	62.0	1.1	5426.0

NOTE: THIS TABLE EXCLUDES UNCLASSIFIED PRELIMINARY EXAMINATIONS IN HISTORY, CLASSICS, SOCIAL & POLITICAL SCIENCES AND ECONOMICS, AND THE QUALIFYING EXAMINATION IN EDUCATION

COLLEGE	CLASS I NO	CLASS I %	CLASS II(1) NO	CLASS II %	CLASS II(2) NO	CLASS II(2) %	CLASS III NO	CLASS III %	OTHERS NO	OTHERS %	TOTAL NO
CHRIST'S	21.0	18.8	44.0	39.3	6.0	5.4	36.0	32.1	5.0	4.5	112.0
CHURCHILL	9.0	12.7	27.0	38.0	6.0	8.5	21.0	29.6	7.0	9.9	71.0
CLARE	13.0	9.8	67.5	50.8	5.0	3.8	34.5	25.9	11.0	8.3	133.0
CLARE HALL			3.0	100.0					3.0		3.0
CORPUS CHRISTI	3.0	5.6	34.0	63.0	3.0	5.6	12.0	22.2	2.0	3.7	54.0
DARWIN			2.0	100.0							2.0
DOWNING	21.0	20.2	46.0	44.2	5.0	4.8	26.0	25.0	6.0	5.8	104.0
EMMANUEL	12.0	9.3	63.0	48.8	9.0	7.0	41.0	31.8	3.0	2.3	129.0
FITZWILLIAM	3.0	3.2	52.0	54.7	6.0	6.3	29.0	30.5	4.0	4.2	95.0
GIRTON	9.0	4.5	86.0	43.4	14.0	7.1	73.0	36.9	15.0	7.6	198.0
GONVILLE & CAIUS	9.0	8.1	50.0	45.0	5.0	4.5	39.0	35.1	7.0	6.3	111.0
HMERTON	2.0	1.7	60.0	49.6			57.0	47.1	2.0	1.7	121.0
HUGHES HALL			2.0	100.0							2.0
JESUS	11.5	11.1	52.0	50.0	9.0	8.7	25.5	24.5	5.0	4.8	104.0
KING'S	15.0	11.9	56.5	44.8	14.0	11.1	36.5	29.0	3.0	2.4	126.0
LJCY CAVENDISH	3.5	9.0	13.5	34.6			17.0	43.6	4.0	10.3	39.0
MAGDALENE	1.0	3.8	7.0	26.9	3.0	11.5	12.0	46.2	3.0	11.5	26.0
NEW HALL	13.0	5.7	94.0	41.4	14.0	6.2	88.5	39.0	12.5	5.5	227.0
NEWMHAM	37.0	11.0	149.0	44.2	29.0	8.6	92.0	27.3	27.0	8.0	337.0
PEMBROKE	5.0	6.7	36.5	48.7	4.0	5.3	25.5	34.0	4.0	5.3	75.0
PETERHOUSE	1.0	2.4	20.0	47.6	3.0	7.1	15.0	35.7	1.0	2.4	42.0
QUEENS*	23.5	17.7	74.5	56.0	9.0	6.8	20.0	15.0	6.0	4.5	133.0
ROBINSON	6.0	5.7	43.0	41.0	4.0	3.8	40.5	38.6	9.5	9.0	105.0
ST CATHARINE'S	7.0	5.7	53.0	43.1	11.0	8.9	39.5	32.1	10.5	8.5	123.0
ST EDMUND'S			1.0	20.0			4.0	80.0			5.0
ST JOHN'S	24.0	17.5	66.5	48.5	10.0	7.3	32.5	23.7	4.0	2.9	137.0
SELWYN	4.0	4.7	41.0	47.7	4.0	4.7	32.0	37.2	5.0	5.8	86.0
SIDNEY SUSSEX	7.5	8.4	46.5	52.2			28.0	31.5	6.0	6.7	89.0
TRINITY	16.0	13.4	57.5	48.3	10.0	8.4	28.5	23.9	6.0	5.0	119.0

COLLEGE	CLASS I NO	CLASS I %	CLASS II(1) NO	CLASS II(1) %	CLASS II NO	CLASS II %	CLASS II(2) NO	CLASS II(2) %	CLASS III NO	CLASS III %	OTHERS NO	OTHERS %	TOTAL NO
TRINITY HALL	8.0	9.2	49.0	56.3	6.0	6.9	23.0	26.4	1.0	1.1			87.0
WOLFSON			13.0	52.0			9.0	36.0	3.0	12.0			25.0
TOTALS	285.0	9.4	1410.0	46.7	189.0	6.3	937.5	31.0	172.5	5.7	26.0	0.9	3020.0

COLLEGE	CLASS I NO	CLASS I(1) NO	CLASS I %	CLASS II NO	CLASS II %	CLASS II(2) NO	CLASS II(2) %	CLASS III NO	CLASS III %	OTHERS NO	OTHERS %	TOTAL NO
CHRIST'S		2.0	66.7			1.0	33.3					3.0
CHURCHILL		2.0	100.0									2.0
CLARE	1.0	10.0	8.0	80.0		1.0	10.0					10.0
CORPUS CHRISTI		3.0	75.0			1.0	25.0					4.0
DOWNING		4.0	57.1			3.0	42.9					7.0
EMMANUEL		3.0	30.0			7.0	70.0					10.0
FITZWILLIAM	1.0	11.1	6.0	66.7		2.0	22.2					9.0
GIRTON	2.0	22.2	5.0	55.6		2.0	22.2					9.0
GONVILLE & CAIUS		2.0	66.7			1.0	33.3					3.0
JESUS		5.0	83.3			1.0	16.7					6.0
KING'S	1.0	12.5	3.0	37.5		3.0	37.5	1.0	12.5			8.0
LUCY CAVENDISH		1.0	50.0			1.0	50.0					2.0
MAGDALENE		1.0	100.0									1.0
NEW HALL		6.0	46.2			7.0	53.8					13.0
YENNHAM		10.0	71.4			2.0	14.3	1.0	7.1	1.0	7.1	14.0
PEMBROKE	1.0	11.1	3.0	33.3		4.0	44.4	1.0	11.1			9.0
PETERHOUSE						2.0	100.0					2.0
QUEENS'	1.0	10.0	4.0	40.0		5.0	50.0					10.0
ROBINSON		1.0	50.0			1.0	50.0					2.0
ST CATHARINE'S		2.0	28.6			5.0	71.4					7.0
ST EDMUND'S						1.0	100.0					1.0
ST JOHN'S		3.0	23.1			10.0	76.9					13.0
SELWYN		2.0	40.0			3.0	60.0					5.0
SIDNEY SUSSEX		3.0	60.0			2.0	40.0					5.0
TRINITY	1.0	8.3	4.0	33.3		7.0	58.3					12.0
TRINITY HALL		3.0	60.0			1.0	20.0			1.0	20.0	5.0
WOLFSON												0.0
TOTALS	8.0	4.7	86.0	50.0		72.0	41.9	4.0	2.3	2.0	1.2	172.0

NOTE: THIS TABLE EXCLUDES UNCLASSIFIED PRELIMINARY EXAMINATIONS IN HISTORY, CLASSICS, SOCIAL & POLITICAL SCIENCES AND ECONOMICS; AND THE QUALIFYING EXAMINATION IN EDUCATION

COLLEGE	CLASS I NO	CLASS I %	CLASS II(1) NO	CLASS II(1) %	CLASS II NO	CLASS II %	CLASS II(2) NO	CLASS II(2) %	CLASS III NO	CLASS III %	OTHERS NO	OTHERS %	TOTAL NO
KING'S	16.0	11.9	59.5	44.4	14.0	10.4	39.5	29.5	4.0	3.0	1.0	0.7	136.0
PETERHOUSE	1.0	2.3	20.0	45.5	3.0	6.8	17.0	38.6	1.0	2.3	2.0	4.5	44.0
PEMBROKE	6.0	7.1	39.5	47.0	4.0	4.8	29.5	35.1	5.0	6.0			84.0
GONVILLE & CAIUS	9.0	7.9	52.0	45.6	5.0	4.4	40.0	35.1	7.0	6.1	1.0	0.9	114.0
CORPUS CHRISTI	3.0	5.2	37.0	63.8	3.0	5.2	13.0	22.4	2.0	3.4			58.0
SELWYN	4.0	4.4	43.0	47.3	4.0	4.4	35.0	38.5	5.0	5.5			91.0
CLARE	14.0	9.8	75.5	52.8	5.0	3.5	35.5	24.8	11.0	7.7	2.0	1.4	143.0
TRINITY HALL	8.0	8.7	52.0	56.5	6.0	6.5	24.0	26.1	1.0	1.1	1.0	1.1	92.0
JESUS	11.5	10.5	57.0	51.8	9.0	8.2	26.5	24.1	5.0	4.5	1.0	0.9	110.0
MAGDALENE	1.0	3.7	8.0	29.6	3.0	11.1	12.0	44.4	3.0	11.1			27.0
TRINITY	17.0	13.0	61.5	46.9	10.0	7.6	35.5	27.1	6.0	4.6	1.0	0.8	131.0
DOWNING	21.0	18.9	50.0	45.0	5.0	4.5	29.0	26.1	6.0	5.4			111.0
CHURCHILL	9.0	12.3	29.0	39.7	6.0	8.2	21.0	28.8	7.0	9.6	1.0	1.4	73.0
QUEENS*	24.5	17.1	78.5	54.9	9.0	6.3	25.0	17.5	6.0	4.2			143.0
ST CATHARINE'S	7.0	5.4	55.0	42.3	11.0	8.5	44.5	34.2	10.5	8.1	2.0	1.5	130.0
CHRIST'S	21.0	18.3	46.0	40.0	6.0	5.2	37.0	32.2	5.0	4.3			115.0
ST JOHN'S	24.0	16.0	69.5	46.3	10.0	6.7	42.5	28.3	4.0	2.7			150.0
EMMANUEL	12.0	8.6	66.0	47.5	9.0	6.5	48.0	34.5	3.0	2.2	1.0	0.7	139.0
SIDNEY SUSSEX	7.5	8.0	49.5	52.7			30.0	31.9	6.0	6.4	1.0	1.1	94.0
FITZWILLIAM	4.0	3.8	58.0	55.8	6.0	5.8	31.0	29.8	4.0	3.8	1.0	1.0	104.0
ROBINSON	6.0	5.6	44.0	41.1	4.0	3.7	41.5	38.8	9.5	8.9	2.0	1.9	107.0
GIRTON	11.0	5.3	91.0	44.0	14.0	6.8	75.0	36.2	15.0	7.2	1.0	0.5	207.0
NEWHAM	37.0	10.5	159.0	45.3	29.0	8.3	94.0	26.8	28.0	8.0	4.0	1.1	351.0
NEW HALL	13.0	5.4	100.0	41.7	14.0	5.8	95.5	39.8	12.5	5.2	5.0	2.1	240.0
ST EDMUND'S			1.0	16.7			5.0	83.3					6.0
CLARE HALL			3.0	100.0									3.0
DARWIN			2.0	100.0									2.0
WOLFSON			13.0	52.0			9.0	36.0	3.0	12.0			25.0
LUCY CAVENDISH	3.5	8.5	14.5	35.4			17.0	41.5	5.0	12.2	1.0	2.4	41.0

1
CW
1

COLLEGE	CLASS I		CLASS II(1)		CLASS II		CLASS II(2)		CLASS III		TOTAL	
	NO	%	NO	%	NO	%	NO	%	NO	%	NO	%
HUGHES MALL			2.0	100.0								
HOWERTON	2.0	1.7	60.0	49.6	57.0	47.1	2.0	1.7			121.0	
TOTALS	293.0	9.2	1496.0	46.9	189.0	5.9	1009.5	31.6	176.5	5.5	28.0	0.9
												3192.0

NOTE: THIS TABLE EXCLUDES UNCLASSIFIED PRELIMINARY EXAMINATIONS IN HISTORY, CLASSICS, SOCIAL & POLITICAL SCIENCES AND ECONOMICS, AND THE QUALIFYING EXAMINATION IN EDUCATION

KEY: A = CLASSIFIED
 B = INSUFFICIENT PAPERS TO BE CLASSIFIED
 C = NOT CLASSIFIED

COLLEGE	CLASSICS I			CLASSICS II			HISTORY I			ECONOMICS II			SOC.POL.SC.IIB			EDUCATION		
	A	B	C	A	B	C	A	B	C	A	B	C	A	B	C	A	B	C
CHRIST'S	4	-	-	-	-	-	-	-	-	7	-	-	2	-	-	-	-	-
CHURCHILL	3	-	-	-	-	-	7	-	-	8	-	-	-	1	-	-	-	-
CLARE	3	-	-	-	-	-	-	-	-	6	-	-	3	-	-	-	-	-
CORPUS CHRISTI	2	-	-	-	-	-	9	-	-	2	-	-	4	-	-	-	-	-
DOWNING	4	-	-	-	-	-	5	-	-	8	-	-	-	-	-	-	-	-
EMMANUEL	2	-	-	-	-	-	-	-	-	5	-	-	3	-	-	-	-	-
FITZWILLIAM	1	-	-	-	-	-	8	1	-	10	1	-	6	-	-	-	-	-
GIRTON	1	-	-	1	-	-	5	-	-	11	-	-	1	-	-	-	-	-
GONVILLE & CAIUS	4	-	-	-	-	-	-	-	-	4	-	-	1	-	1	-	-	-
HOMERTON	-	-	-	-	-	-	-	-	-	-	-	-	-	-	123	-	-	-
JESUS	5	-	-	-	-	-	-	-	-	12	-	1	-	-	-	-	-	-
KING'S	6	-	-	-	-	-	4	-	-	13	-	-	5	-	-	1	-	-
LJCY CAVENDISH	-	-	-	1	-	-	1	-	-	1	-	-	-	-	-	-	-	-
MAGDALENE	3	-	-	-	-	-	-	3	-	3	-	-	-	-	-	-	-	-
NEW HALL	4	-	-	-	-	-	6	1	-	2	-	-	2	2	-	1	-	-
NEWNHAM	-	3	-	-	-	-	-	9	-	6	-	-	1	2	-	-	-	-
PEMBROKE	-	-	-	-	-	-	6	1	-	8	-	1	1	1	-	-	-	-
PETERHOUSE	2	-	-	-	-	-	-	-	-	6	-	-	-	1	-	-	-	-
QUEENS'	2	-	-	-	-	-	7	-	-	9	-	-	4	-	-	-	-	-
ROBINSON	-	-	-	-	-	-	-	-	-	7	-	-	-	-	-	-	-	-
ST CATHARINE'S	-	-	-	-	-	-	3	-	-	8	-	-	1	-	-	2	-	-
ST EDMUND'S	-	-	-	-	-	-	-	-	1	-	-	-	-	-	-	1	-	-
ST JOHN'S	2	-	-	-	-	-	-	9	-	10	-	-	5	-	1	-	-	-
SELWYN	1	-	-	-	-	-	-	-	-	5	-	-	-	-	-	1	-	-
SIDNEY SUSSEX	2	-	-	-	-	-	5	-	-	9	-	-	-	-	-	-	-	-
TRINITY	6	-	-	-	-	-	7	3	-	9	-	-	1	-	-	-	-	-
TRINITY HALL	-	-	-	-	-	-	-	4	-	6	-	-	-	-	-	-	-	-
WOLFSON	-	-	-	-	-	-	-	1	-	1	-	-	1	1	-	-	-	-
TOTALS	57	3	-	2	-	-	77	36	-	176	1	2	33	10	2	130	-	1

CODE H

UNIVERSITY EXAMINATIONS

CODE H

(Fields 21,38 & 39)

ANGLO-SAXON, NORSE AND CELTIC.	ASP1	Prelim. for Anglo-Saxon, Norse and Celtic Tripos
	AST1	Anglo-Saxon, Norse and Celtic Tripos
	AS00	Not entered for an examination in Anglo-Saxon, Norse and Celtic
ARCHAEOLOGY & ANTHROPOLOGY	AAT1	Arch. & Anth. Tripos, Part I
	AAP2	Prelim. for Arch. & Anth. Tripos, Part II: Social Anthropology
	AAP3	Prelim. for Arch. & Anth. Tripos, Part II: Biological Anthropology
	AAP4	Prelim. for Arch. & Anth. Tripos, Part II: Archaeology
	AAT2	Arch. & Anth. Tripos, Part II, Social Anthropology
	AAT3	Arch. & Anth. Tripos, Part II, Biological Anthropology
	AAT4	Arch. & Anth. Tripos, Part II, Archaeology
	AA00	Not entered for an examination in Arch. & Anth.
	ARCHITECTURE	ART0
ART1		Architecture Tripos, Part IB
ART2		Architecture Tripos, Part II
ARD1		Diploma in Architecture First Examination (No written papers)
ARD2		Diploma in Architecture Second Examination (No written papers)
AR00		Not entered for an examination in Architecture
CHEMICAL ENGINEERING		CET1
	CET2	Chemical Engineering Tripos, Part II
	CE00	Not entered for an examination in Chemical Engineering
CLASSICS	CLP1	Prelim. for Part I of the Classical Tripos
	CLT1	Classical Tripos, Part I
	CLP2	Prelim. for Part II of the Classical Tripos
	CLT2	Classical Tripos, Part II
	CLØ1	Ordinary Examination in Greek
	CLØ2	Ordinary Examination in Latin
	CLD1	Diploma in Classical Archaeology
	CLOO	Not entered for an examination in Classics

/continued.

COMPUTER SCIENCE	CST0	Computer Science Tripos, Part IA
	CST1	Computer Science Tripos, Part IB
	CST2	Computer Science Tripos, Part II (w.e.f. 1990)
	CST3	Computer Science Tripos, Part II (General)
	CST6	Computer Science Tripos, (Old Regulations) (for the last time in 1989)
	CSD1	Diploma in Computer Science
	CS00	Not entered for an examination in Computer Science
ECONOMICS	ECQ1	Economics Qualifying Examination in Elementary Mathematics
	ECT1	Economics Tripos, Part I
	ECP2	Prelim. for Part II of the Economics Tripos
	ECT2	Economics Tripos, Part II
	ECD1	Diploma in Economics
	EC00	Not entered for an examination in Economics
	EDUCATION	EDQ1
EDT1		Education Tripos
EDC1		Postgraduate Certificate in Education (no written papers)
ED00		Not entered for an examination in Education
ENGINEERING & ELECTRICAL SCIENCES	EGT0	Engineering Tripos, Part IA
	EGT1	Engineering Tripos, Part IB
	EGT2	Engineering Tripos, Part II
	EG00	Not entered for an examination in Engineering
	EST1	Electrical and Information Sciences Tripos
	ES00	Not entered for an examination in Electrical and Information Sciences
ENGLISH	ELP1	Prelim. for Part I of the English Tripos (no exam. in 1989)
	ELT1	English Tripos, Part I
	ELT2	English Tripos, Part II
	ELØ1	Ordinary Examination in English
	EL00	Not entered for an examination in English
GEOGRAPHY	GET0	Geographical Tripos, Part IA
	GET1	Geographical Tripos, Part IB
	GEP2	Prelim. for Part II of the Geographical Tripos
	GET2	Geographical Tripos, Part II
	GEØ1	Ordinary examination in Geography
	GE00	Not entered for an examination in Geography
HISTORY OF ART	HAP1	Prelim. for the History of Art Tripos
	HAT1	History of Art Tripos
	HA00	Not entered for an examination in History of Art

/continued


HISTORY	HSP1	Prelim. for Part I of the Historical Tripos
	HST1	Historical Tripos, Part I
	HSP2	Prelim. for Part II of the Historical Tripos
	HST2	Historical Tripos, Part II
	HSØ1	Ordinary Examination in History
	HS00	Not entered for an examination in History
LAND ECONOMY	LETO	Land Economy Tripos, Part IA
	LET1	Land Economy Tripos, Part IB
	LET6	Land Economy Tripos, (Old Regulations)
	LE00	Not entered for an examination in Land Economy
	DED1	Diploma in Development Studies
LAW	LWTO	Law Tripos, Part IA
	LWT1	Law Tripos, Part IB
	LWT2	Law Tripos, Part II
	LWØ1	Ordinary Examination in Law I
	LWØ2	Ordinary Examination in Law II
	LWM1	LL.M. Examination
	LWE1	Examination in Criminal Law
	LW00	Not entered for an examination in Law
MATHEMATICS	MATO	Mathematical Tripos, Part IA
	MAT1	Mathematical Tripos, Part IB
	MAT2	Mathematical Tripos, Part II
	MAT3	Mathematical Tripos, Part III
	MAD1	Diploma in Mathematical Statistics
	MA00	Not entered for an examination in Mathematics
MEDICAL SCIENCES	MDTO	Medical Sciences Tripos, Part IA
	MDT1	Medical Sciences Tripos, Part IB
	MDT2	Medical Sciences Tripos, Part II (General) Section I
	MDT3	Medical Sciences Tripos, Part II (General) Section II
	MDT4	Medical Sciences Tripos, Part II (General) Section III
	MDØ1	Ordinary Examination in Anatomy
	MD00	Not entered for an examination in Medical Sciences
MEDICINE	MDB1	First M.B. Examination
	MDQ0	Second M.B. Examination
	MDB6	Final M.B. Examination, Part I
	MDB7	Final M.B. Examination, Part II
	MDB8	Final M.B. Examination, Part III
MANAGEMENT STUDIES	MGT1	Management Studies Tripos
	MG00	Not entered for an Examination in Management Studies

/continued

MANUFACTURING ENGINEERING	MET1	Manufacturing Engineering Tripos, Part I
	MET2	Manufacturing Engineering Tripos, Part II
	ME00	Not entered for an examination in Manufacturing Engineering
MODERN AND MEDIEVAL LANGUAGES	MLP1	Prelim. for Part I of the M & M.L. Tripos
	MLT1	Modern and Medieval Languages Tripos, Part I
	MLP2	Prelim. for Part II of the M & M.L. Tripos
	MLT2	Modern and Medieval Languages Tripos, Part II
	MLØ5	Advanced Oral Examination in Modern Languages
	MLØ1	Ordinary Examination in Modern Languages
	MLC0	Cert. in Competent Knowledge in Modern Languages
	ML00	Not entered for an examination in Modern Languages
MUSIC	MUT0	Music Tripos, Part IA
	MUT1	Music Tripos, Part IB
	MUT2	Music Tripos, Part II
	MUB2	Mus.B. Examination
	MU00	Not entered for an examination in Music
NATURAL SCIENCES	NST0	Natural Sciences Tripos, Part IA
	NST1	Natural Sciences Tripos, Part IB
	NSP2	Prelim. for Part II of the Natural Sciences Tripos
	NST2	Natural Sciences Tripos, Part II
	NST3	Natural Sciences Tripos, Part II (General) Section (i)
	NSP4	Prelim. for Part II (General) Section (ii) of the Natural Sciences Tripos
	NST4	Natural Sciences Tripos, Part II (General) Section (ii)
	NSØ1	Ordinary Examination in Natural Sciences
	NS00	Not entered for an examination in Natural Sciences
NUTRITION	NUD1	Diploma in Nutrition (in abeyance)
ORIENTAL STUDIES	ØSP1	Prelim. for Part I of the Oriental Studies Tripos
	ØST1	Oriental Studies Tripos, Part I
	ØST2	Oriental Studies Tripos, Part II
	OST3	Oriental Studies Tripos, Part II (General)
	ØSØ1	Ordinary Examination in Oriental Studies
	ØS00	Not entered for an examination in Oriental Studies

/continued


PHILOSOPHY	PHP1	Prelim. for Part IB of the Philosophy Tripos
	PHT0	Philosophy Tripos, Part IA
	PHT1	Philosophy Tripos, Part IB
	PHP2	Prelim. for Part II of the Philosophy Tripos
	PHT2	Philosophy Tripos, Part II
	PH01	Ordinary Examination in Philosophy
	PH00	Not entered for an examination in Philosophy
SOCIAL & POLITICAL SCIENCES	SPP2	Prelim. for Part II of the Social & Political Sciences Tripos
	SPT1	Social & Political Sciences Tripos, Part I
	SPT2	Social & Political Sciences Tripos, Part II
	SPO0	Not entered for an examination in Social & Political Sciences
THEOLOGICAL AND RELIGIOUS STUDIES	TRT1	Theological and Religious Studies Tripos, Part I
	TRP2	Prelim. for Part II of the Theological and Religious Studies Tripos
	TRT2	Theological and Religious Studies Tripos, Part II
	TR01	Ordinary Examination in Religious Studies
	TR02	Ordinary Examination in Biblical and Historical Theology
	TRD1	Diploma in Theology
	TR00	Not entered for an examination in Theological and Religious Studies
VETERINARY MEDICINE	VTQ0	Second Veterinary M.B. Examination
	VTE1	Final Veterinary Examination, Part I
	VTE2	Final Veterinary Examination, Part II
	VTE3	Final Veterinary Examination, Part III
MASTER OF PHILOSOPHY (Written examinations)		Archaeology Biological Anthropology Computer Speech and Language Economics Economics and Politics of Development Finance Land Economy Latin-American Studies Medieval and Renaissance Literature Musical Composition Oriental Studies Psychopathology Social Anthropology Soil Mechanics Theology (2 year course)



DEAD EXAMINATION CODES


AAC1	Certificate in Social Anthropology
AAC2	Certificate in Physical Anthropology
AAC3	Certificate in Prehistoric Archaeology
ABD1	Diploma in Applied Biology
AFP1	Prelim. for Part I of the Architecture and Fine Arts Tripos
AFP2	Prelim. for Part II of the Architecture and Fine Arts Tripos
AFT1	Architecture and Fine Arts Tripos, Part I
AFT2	Architecture and Fine Arts Tripos, Part II
AGD1	Diploma in Agricultural Science
AGD2	Re-coded as NUD1
AGD6	Diploma in Agriculture
AGD7	Diploma in Agricultural Studies
AGP1	Prelim. for Part I of the Agricultural Tripos
AGT1	Agricultural Tripos, Part I
AGT2	Agricultural Tripos, Part II
AGT3	Agricultural Tripos, Part II (Agricultural Science)
ARP1	Prelim. for Part I of the Architecture Tripos
CEC1	Certificate of Advanced Study in Chemical Engineering
CEC2	Certificate of Post-Graduate Study in Chemical Engineering
CEQ6	Qualifying Examination in Chemical Engineering
CETO	Chemical Engineering Tripos (undivided)
CLS1	Special Examination in Greek
CLS2	Special Examination in Latin
CSP1	Prelim. for the Computer Science Tripos
CST6	Computer Science Tripos (O.R) (1988, 1989 only)
ECD2	Diploma in Development Economics
ECR1	Progress Examination in Economics
EGE1	Examination in Principles of Industrial Management
EGØ1	Qualifying Examination in Mechanical Sciences
EGP0	Combined Prelim. for Mechanical Sciences
EGP1	Prelim. for Part I of the Engineering Tripos
EGP2	Second year Prelim for Mechanical Sciences
EGT0	Mechanical Sciences Tripos, Part I (code being used from Oct.'76 for Engineering Tripos, Part IA)
EGT3	Engineering Tripos, Part II (General)
EGC1	Certificate of Advanced Study in Engineering
EGC2	Certificate of Post-Graduate Study in Engineering
ELS1	Special Examination in English
EMD6	Diploma in Estate Management
GED1	Diploma in Latin-American Studies
GEP1	Prelim. for Part I of the Geographical Tripos
GES1	Special Examination in Geography
HSC6	Certificate in Historical Studies
HSS1	Special Examination in History
LED1	Diploma in Land Economy
LEP1	Prelim. for the Land Economy Tripos
LWP1	Prelim. for Part IB of the Law Tripos
LWB1	LL.B. Examination
LWC1	Certificate of Advanced Study in Law
LWD1	Diploma in Comparative Legal Studies
LWD2	Diploma in International Law
LWD3	Diploma in Criminology
LWD6	Diploma in Roman Law
LWQ1	Law Qualifying I
LWQ2	Law Qualifying II
LWS1	Special Examination in Law I
LWS2	Special Examination in Law II
MAP6	Prelim. for Part II of the Mathematical Tripos
MDB2	Final M.B. Examination, Part I: Old Regulations
MDB3	Final M.B. Examination, Part II: Old Regulations

/continued



MDB4 Final M.B. Examination, Part I: New Regulations
 MDB5 Final M.B. Examination, Part II: New Regulations
 MDQ2 Examination in Pharmacology for Medicine and Surgery Degrees
 MDS1 Special Examination in Medical Sciences
 MDT3 Medical Sciences Tripos, Part II (w.e.f. 1.10.82 being used for
 Med. Sci. Tripos II (General) Section II)
 MLD1 Diploma in Slavonic Studies
 MLD2 Diploma in Linguistics
 ML00 Oral Examination in Modern Languages
 MLS1 Special Examination in Modern Languages
 MSP1 Prelim. for Part I of the Moral Sciences Tripos
 MSP2 Prelim. for Part II of the Moral Sciences Tripos
 MST1 Moral Sciences Tripos, Part I
 MST2 Moral Sciences Tripos, Part II
 MSS1 Special Examination in Moral Sciences
 MUB1 Mus.B Examination: (Old Regulations)
 MUQ1 Music Qualifying Examination (held for the last time in Oct. 82)
 MUP1 Prelim. for Part I of the Music Tripos
 NSC1 Certificate of Post-Graduate Study in Natural Sciences
 NSC6 Certificate in History and Philosophy of Science
 NSD4 Re-coded as PHD1
 NSP6 Prelim. for Part I of the Natural Sciences Tripos
 NSS1 Special Examination in Natural Science
 NST6 Natural Sciences Tripos, Part I
 ØDE1 Examination for the Overseas Development Course
 ØSS1 Special Examination in Oriental Studies
 ØST6 Oriental Studies Tripos Part II (O.R) (1988 only)
 PET1 Production Engineering Tripos, Part I (name changed to
 Manufacturing Engineering Tripos w.e.f. 1.10.88)
 PET2 Production Engineering Tripos, Part II (name changed to
 Manufacturing Engineering Tripos w.e.f. 1.10.88)
 PHD1 Diploma in History and Philosophy of Science
 PHS1 Special Examination in Philosophy
 RUC6 Rural Estate Management, First Examination
 RUC7 Rural Estate Management, Second Examination
 RUC8 Rural Estate Management, Third Examination
 UEC6 Urban Estate Management, First Examination
 UEC7 Urban Estate Management, Second Examination
 UEC8 Urban Estate Management, Third Examination
 SPP1 Prelim. for Part IIB of the Social and Political Sciences Tripos
 SPT1 Social and Political Sciences Tripos (w.e.f. 1.10.88 used for
 Part I)
 SPT3 Social and Political Sciences Tripos, Part IIB
 THC1 Certificate in Theology
 THC6 Certificate in Proficiency in Christian Theology, First
 Examination
 THC7 Certificate in Proficiency in Christian Theology, Second
 Examination
 THC8 Certificate in Proficiency in Christian Theology, Third
 Examination
 TH01 Ordinary Examination in Theology I
 THP2 Prelim. for Part II of the Theological Tripos
 THS1 Special Examination in Theology I
 THS2 Special Examination in Theology II
 THT1 Theological Tripos, Part I
 THT2 Theological Tripos, Part II
 THT3 Theological Tripos, Part III
 TRTO Theological and Religious Studies Tripos, Part IA
 TRT6 Theological and Religious Studies Tripos, Part IB (1986 only)
 N.B. The Diploma in Numerical Analysis and Automatic Computing is now
 the Diploma in Computer Science - Code CSD1

/continued



The code GET1 as from 1 October 1980 refers to the Geographical Tripos Part IB. Prior to that date it referred to the Geographical Tripos, Part I

The code LWT1 as from 1 October 1979 refers to the Law Tripos, Part IB. Prior to that date it referred to the Law Tripos, Part I.

The code MDØ1 as from 1 October 1980 refers to the Ordinary Examination in Anatomy. Prior to that date it referred to the Ordinary Examination in Medical Sciences.

The codes PHP1 - PHT1 up to and including the examination held in 1972 referred to the Preliminary for Part I of the Philosophy Tripos and the Philosophy Tripos, Part I which are now dead examinations. The codes are still in use - see Philosophy

The code ART1 as from 1 October 1982 refers to the Architecture Tripos Part IB. Prior to that date it referred to the Architecture Tripos Part I

The code MUT1 as from 1 October 1982 refers to the Music Tripos Part IB. Prior to that date it referred to the Music Tripos Part I

The code SPT2 as from 1 October 1982 refers to the Social and Political Sciences Tripos Part II. Prior to that date it referred to the Social and Political Sciences Tripos Part IIA

The code TRT1 as from 1 October 1985 refers to Theological and Religious Studies, Part I. Prior to that date it referred to Theological and Religious Studies Part IB.

The code EST1 as from 1 October 1986 refers to the Electrical and Information Sciences Tripos. Prior to that date it referred to the Electrical Sciences Tripos.

The code CST1 as from 1 October 1988 refers to the Computer Science Tripos, Part IB. Prior to that date it referred to Computer Science Tripos.